

9-12-1948

## Union Pacific Railroad Time Tables

*Union Pacific Railroad*

Follow this and additional works at: [http://digitalcommons.whitworth.edu/travel\\_books](http://digitalcommons.whitworth.edu/travel_books)

---

### Recommended Citation

"Union Pacific Railroad Time Tables" Whitworth University (1948). *Travel Books*. Paper 11.  
[http://digitalcommons.whitworth.edu/travel\\_books/11](http://digitalcommons.whitworth.edu/travel_books/11)

This Book is brought to you for free and open access by the Amrhein Collection at Whitworth University. It has been accepted for inclusion in Travel Books by an authorized administrator of Whitworth University.

September 12, 1948

# UNION PACIFIC RAILROAD

TIME TABLES



September 12, 1948

# UNION PACIFIC RAILROAD

TIME TABLES



## GENERAL INDEX

Section	Page	Section	Page
General Information	2	Branch Lines in Utah	27, 33 and 34
Address of Principal Union Pacific Stations	2	Branch Lines in Idaho	34, 36 and 37
Index to Union Pacific Stations	3 to 5	Branch Lines in Oregon	36 and 37
Condensed Time Tables	6 to 19	Branch Lines in Washington	31 and 37
Equipment of Through Trains	6 to 19	Branch Lines in Nevada	27 and 36
Map of Union Pacific Railroad and Connections	22 and 23	Branch Lines in California	27
Main Line Train Schedules	20 to 34	Connecting Line Train Service	28, 39 and 40
Branch Lines in Nebraska	35	Connecting Bus Service	38
Branch Lines in Kansas	32 and 35	Round Trip Railroad Fares	41
Branch Lines in Colorado	29	Pullman Sleeping Car Rates	42 and 43
Branch Lines in Montana	34	Special Service (extra fare) Charges on California Streamliners	43
Branch Lines in Wyoming	33 and 35	Union Pacific Traffic Representatives	Back Cover Page

## GENERAL INFORMATION

**Not Responsible.** The Union Pacific Railroad is not responsible for errors in time tables, inconvenience or damage resulting from delayed trains or failure to make connections; schedules, consists and designations of trains shown herein are subject to change without notice. No responsibility is assumed for unchecked articles left in stations or cars.

**Children** under 5 years of age free, when accompanied by parent or guardian; 5 years of age and under 12, one-half fare; 12 years of age or over, full fare:

**Exception:** In connection with special service charge tickets on streamliner trains, City of Los Angeles and City of San Francisco, the following will govern:

Children of (5) years of age and over will be assessed the adult service charge. Children under (5) years of age must be accompanied by parent or adult guardian. Children under five (5) years of age not occupying space in coaches or sleeping cars to the exclusion of other passengers will not be assessed a special service charge. Children under five (5) years of age occupying space in coaches or sleeping cars to the exclusion of other passengers will be assessed the adult special service charge. Two or more children under five (5) years of age may occupy the same space as may be occupied by one adult passenger upon payment of the special service charge for one adult passenger. The above charges are in addition to the required passage and sleeping car tickets.

**No person, who because of mental, physical or other disability,** is incapable of caring properly for himself or herself will be received as a passenger unless accompanied by a competent attendant, and no contract for transportation or ticket purchased by or for such a person in contravention of this rule shall be valid.

**Adjustment of Fares.** In case of dispute with Conductors or Agents, pay the fare required, take receipt and write to C. J. Collins, General Passenger Traffic Manager, Union Pacific Railroad, Omaha 2, Nebraska.

**Redemption of Tickets.** Tickets unused, or partly used, will be redeemed under tariff regulations at proper value, after deducting proper tariff charges for service rendered thereon.

**Limit on Tickets.** All regular local and interline one-way tickets will be limited to 30 days in addition to date of sale. Stop-overs will be allowed at all points within limit, upon application to conductor without deposit of ticket.

**Side Trips, Stopover and Optional Routes.** Ask your local ticket agent or Union Pacific representative for details regarding stop-overs, side trips and optional routes.

**Baggage Maximums.** For passengers presenting adult ticket, 150 pounds; children's half-fare ticket, 75 pounds. Free allowances subject to tariff stipulations as to contents, weight, value and size. For Around-the-World and Trans-Pacific passengers, also Trans-Atlantic Military, holding any class of ticket except special coach, 350 pounds of baggage, not exceeding \$100.00 in value, may be checked without additional charge for each adult ticket, and 175 pounds not exceeding \$50.00 in value for each child traveling on half-fare ticket.

**Baggage Valuation.** Checkable baggage consists of wearing apparel, toilet articles (except liquids) and such personal effects as the passenger may need for use while on the journey. *Jewelry, money, valuables, dishes, glassware, liquids, radios, etc., are not checkable and should not be included in baggage. Cedar chests will not be accepted as containers of checkable baggage. Paper or paste-board cartons will not be accepted for checking, unless securely roped and of sufficient strength to withstand handling in baggage service, and weighing not in excess of 50 pounds.*

Passengers are urged, for the convenience and comfort of themselves and others on the train, to check all of their hand baggage except that actually needed for personal use enroute. It will be given best of care in the baggage car and be quickly available at the end of the journey.

Value of baggage must be declared at time of checking on prescribed form in passengers own handwriting. Checkable baggage should be enclosed in strong locked containers, plainly marked with name and permanent address of owner.

Railroads will not be responsible for loss or damage to articles not properly checkable as baggage, or damage caused to legitimate baggage thereby.

**Lost Articles** should be inquired for by addressing H. C. Forgy, Manager, Mail Baggage and Express Traffic, Union Pacific Railroad, Omaha 2, Nebraska.

**Union Pacific Rail Tickets Good Optionally on Buses of Interstate Transit Lines or Union Pacific Stages, Inc.** Tickets good for passage over Union Pacific rail lines between any two points between which the Interstate Transit Lines or Union Pacific Stages, Inc., furnish motor bus service will be honored on motor buses with some exceptions. Consult Agent.

In cases where the Interstate Transit Lines or Union Pacific Stages, Inc., do not parallel the Union Pacific but reach a point located on a branch line of the Union Pacific, rail tickets will be honored to such branch line point by Union Pacific Railroad and from such point by the Interstate Transit Lines or Union Pacific Stages, Inc., or the reverse; provided published round trip rail side trip fare or double local is collected from main line junction and side trip rail coupons are attached to the through ticket.

This applies to all classes of tickets—one-way or round trip—except Caretakers or Drivers tickets, tickets endorsed "Railroad Special Rate Order," or tickets endorsed "not good on Motor Bus." Ask agent for particulars.

**Mileage** on mile posts reads from Council Bluffs, Iowa, legal eastern terminus of the Union Pacific. Mileage in this folder is shown from Omaha because passengers (for operating reasons) transfer at that point, unless traveling in through trains or cars. This accounts for the difference of 2 or 3 miles between mile post and time table mileage in certain instances.

## UNION PACIFIC TRAINS USE THESE STATIONS

Boise, Idaho: Union Pacific Station.  
Butte, Montana: Union Station, 820 East Front Street.  
Cheyenne, Wyoming: Union Pacific Station, 15th Street at Capitol Avenue.  
Chicago, Illinois: C. & N. W. Terminal, Canal and Madison Streets.  
Denver, Colorado: Union Station, Foot of Seventeenth Street.  
Kansas City, Mo: Union Station, Main Street and Union Station Plaza.  
Los Angeles, Calif: Los Angeles Union Passenger Terminal, Alameda and Aliso Streets.

Oakland, Calif: Southern Pacific 16th Street Station, Foot of 16th Street.  
Oakland Pier, Calif: Southern Pacific Terminal.  
Ogden, Utah: Union Station, 25th and Wall Streets.  
Olympia, Wash: Union Pacific Station, Corner 4th Avenue and Adams Street.  
Omaha, Nebraska: Union Station, 10th and Marcy Streets.  
Pendleton, Oregon: Union Pacific Station, Corner Main and Frazer Sts.  
Pocatello, Idaho: Union Pacific Station, Foot of West Bonneville Street.

Portland, Oregon: Union Station, Sixth and Johnson Streets.  
Riverside, Calif: Union Pacific Station, 7th and Vine Streets.  
San Bernardino, Calif: Union Station, West Third Street.  
San Francisco, Calif: Ferry Depot, Foot of Market Street.  
Salina, Kansas: Union Station, 400 North 13th Street.  
Salt Lake City, Utah: Union Pacific Station, South Temple and Third West Streets.

Seattle, Wash: Union Station, 4th Avenue, South, and Jackson Street.  
Spokane, Wash: Union Station, Corner Trent Avenue and Washington Street.  
St. Louis, Mo: Union Station, 18th and Market Streets.  
Tacoma, Wash: Union Station, 1713 Pacific Avenue.  
Topeka, Kansas: Union Pacific Station, Railroad and North Jackson Streets.  
Yakima, Wash: Union Pacific Station, West Yakima and South Second Ave.

# INDEX TO UNION PACIFIC STATIONS

Each Time Table Is numbered. The numbers opposite the Stations are the numbers of the time tables in which the stations are shown.

Stations marked \* are located on Divisions indicated by table numbers, but are not shown in folder tables.

Table No.	Table No.	Table No.	Table No.	Table No.	Table No.	Table No.	Table No.
Aberdeen, Idaho... 56	*Avon, Utah... 12	Blair, Kans... 53	Byrne, Idaho... 57	Cima, Calif... 3	Culver, Kans... 28	*Durant, Nebr... 44	*Fairley, Ore... 20
Aberdeen, Wash... 21	Axtell, Kans... 53	Blalock, Ore... 20	Byron, Nev... 3	*Circle Bar, Ore... 70	Culver, Ore... 86	Durham, Wyo... 1, 2	Farmington, Utah... 1, 2, 31
Aberdeen Jct., Ida... 56	Ayer, Wash... K, L, T, W, X, Y, 74, 76, 77	Blaser, Idaho... 20		*Cisco, Calif... 14	*Curry, Idaho... 60	Durkes, Ore... 20	*Farrier, Nev... 3
Abeilene, Kans... E, H, 24		Bliss, Idaho... 20, 61		*Clarke, Ore... 20	*Duroc, Wyo... 42	Duroc, Wyo... 42	*Faust, Utah... 3
Acequia, Ida... 60, 61		Bloom, Utah... 3		Clarks, Nebr... 1, 2, 17	*Dusty, Wash... 84	Dusty, Wash... 84	*Feeley, Mont... 36
Acoma, Nev... 3		Blue Canyon, Calif... 14		*Clarrie, Ore... 20	*Dutch Flat, Calif... 14	*Felt, Idaho... 40	*Felida, Wash... 20
*Acton, Nev... 3		Blue Rapids, Kans... 54		Clarkston, Wash... 84	*Dwight, Idaho... 40	*Fenn, Idaho... 20	*Feltham, Idaho... 20
*Acton, Wash... 78		*Bly, Calif... 3		Clay Center, Kans... 25	*Dyer, Utah... 3	Fenn, Idaho... 20	*Ferdinand, Idaho... 77
Adams, Ore... 84		Boardman, Ore... 20		Clayton, Calif... 3		Ferris, Wyo... 1, 2	Fermy, Nev... 1, 2
*Adelaide, Idaho... 20		Boelus, Nebr... 47		*Clayton, Nebr... 53		*Field, Calif... 3	*Fielding, Utah... 38
Adrian, Ore... 64		Bogue, Nebr... 28		Claytonia, Idaho... 64		Filer, Idaho... 60	Fillmore, Utah... 11
Afton, Calif... 3		Boise, Ida... C, F, K, T, U... 20, 67		Clearfield, Utah 1, 2, 31		Finchville, Nebr... 43	*Fingal, Idaho... 56
Agate, Colo... 24		*Bailey, Ore... 20		Clear Lake, Utah... 3		*Finley, Nebr... 42	*Fir, Ore... 20
Agnew, Nebr... 44		Banks, Idaho... 53		Claburne, Kans... 54		*Firestone, Colo... 18	First View, Colo... 24
*Aiken, Idaho... 56		Baileyville, Kans... 53		Cleff, Idaho... 20		Firth, Idaho... 36	*Fish Hatchery, Wyo... 34
Alkina, Kans... 52		Baileyyue, Nebr... 42		Clifford, Colo... 24		*Floren, Kans... 54	*Fletcher, Wash... 76
*Ajax, Utah... 3		Baker, Ore... C, F, T, U, 20		Clifton, Idaho... 36		*Flynn, Calif... 3	*Foley, Nebr... 44
Albany, Colo... 33		*Bakers, Utah... 36		Clinton, Ia... B, 1, 2		*Folger, Wyo... 20	*Forelle, Wyo... 1, 2
Albin, Wyo... 42		Bakersfield, Calif... 15		Clint, Utah... 3		*Forest Lake, Kans... 24	*Fort, Ore... 70
Albion, Nebr... 48		Balch, Calif... 3		Cloud, Nev... 3		*Fort Collins, Colo... 18	Fort Hall, Idaho... 36
Albion, Wash... 76		Balta, Kans... 24		Coalmont, Colo... 33		Fort Hall, Idaho... 36	*Fowler, Idaho... 77
Alda, Nebr... 1, 2, 17		*Balzac, Colo... 17		Coalville, Utah... 32		France, Idaho... 40	*Frankford, Kans... 52
Alexander, Ida... 20		Bancroft, Idaho... 20		Cobb, Idaho... 20		*Franklin, Idaho... 37	Frederick, Colo... 18, 42
Alexandria, Nebr... 53		Banks, Idaho... 67		Cochrane, Kans... 50		Frederick, Colo... 18, 42	Freeman, Wash... 79
*Alfalfa Center, Nebr... 1, 2		Bannock, Idaho... 20		Codell, Kans... 28		Fremont, Nebr... A, B, C, G, 1, 2, 17, 85	*Fresno, Wyo... 1, 2
*Alhambra... 7		*Barclay, Nev... 3		Cokeville, Wyo... 20		*Fruita, Idaho... 71	*Fruittland, Idaho... 71
Alicel, Ore... 72		*Barie, Ida... 69		Colby, Kans... 28		*Fruittland, Idaho... 71	*Fruittland, Idaho... 71
Alida, Kans... 25		*Barlow, Idaho... 58		Colfax, Calif... 14		*Fruittland, Idaho... 71	*Fruittland, Idaho... 71
Allendale, Idaho... 68		Barnhart, Ore... 20		Colfax, Wash... 76, 84, 85		*Fruittland, Idaho... 71	*Fruittland, Idaho... 71
Almota, Wash... 77		Barratts, Mont... 36		Collins, Calif... 3		*Fruittland, Idaho... 71	*Fruittland, Idaho... 71
*Alpowa, Wash... 77		*Barrymore, Idaho... 61		Collins, Idaho... 56		*Fruittland, Idaho... 71	*Fruittland, Idaho... 71
*Altair, Kans... 28		Barstow, Calif... D, R, 3		Collinston, Utah... 36		*Fruittland, Idaho... 71	*Fruittland, Idaho... 71
Altamont, Wyo... 1, 2		*Bartello, Calif... 3		Colony, Idaho... 20		*Fruittland, Idaho... 71	*Fruittland, Idaho... 71
*Amalgam, Idaho... 60		Barton, Nebr... 17		Colony, Wyo... 24		*Fruittland, Idaho... 71	*Fruittland, Idaho... 71
American Falls, Ida... 20		Basin, Calif... 3		Colores, Wyo... 2		*Fruittland, Idaho... 71	*Fruittland, Idaho... 71
American Fork, Utah... 4		*Baskin, Utah... 1, 2		Colton, Calif... 3		*Fruittland, Idaho... 71	*Fruittland, Idaho... 71
Ames, Ia... 1, 2		Bassett, Idaho... 36		Colton, Wash... 85		*Fruittland, Idaho... 71	*Fruittland, Idaho... 71
Ames, Nebr... 1, 2, 43		Battle Mtn., Nev... 14		Colton, Nebr... 1, 2		*Fruittland, Idaho... 71	*Fruittland, Idaho... 71
Amherst, Nebr... 43		Bavaria, Kans... 24		Coltsman, Idaho... 58		*Fruittland, Idaho... 71	*Fruittland, Idaho... 71
*Amsterdam, Ida... 60		Baxter, Wyo... 1, 2		Columbia, Nebr... A, B, C, G, 1, 2, 17, 45, 46, 48, 85		*Fruittland, Idaho... 71	*Fruittland, Idaho... 71
Anaheim, Calif... A, D, 9		Bayard, Nebr... (See So. Bayard)... 42		Como, Wyo... 1, 2		*Fruittland, Idaho... 71	*Fruittland, Idaho... 71
Anan, Nebr... 53		Beattie, Kans... 53		Concordia, Kans... 25		*Fruittland, Idaho... 71	*Fruittland, Idaho... 71
Anderson, Idaho... 36		Beatty, Idaho... 20		Concrete, Ida... 73		*Fruittland, Idaho... 71	*Fruittland, Idaho... 71
Ankeny, Wash... 74		Becks, Utah... 31		Contact, Nev... 60		*Fruittland, Idaho... 71	*Fruittland, Idaho... 71
Antelope, Wyo... 1, 2		Beckwith, Wyo... 20		Coolidge, Idaho... 20		*Fruittland, Idaho... 71	*Fruittland, Idaho... 71
Apex, Mont... 36		Belgrade, Nebr... 46		Cooper, Colo... 17		*Fruittland, Idaho... 71	*Fruittland, Idaho... 71
*Apex, Nev... 3		Bell, Calif... 8		Cooper Lake, Wyo... 1, 2		*Fruittland, Idaho... 71	*Fruittland, Idaho... 71
*Appleton, Idaho... 61		Bellevue, Idaho... 69		Corinne, Utah... 38		*Fruittland, Idaho... 71	*Fruittland, Idaho... 71
*Apple Valley, Ida... 20		Belmar, Nebr... 42		Cork, Calif... 3		*Fruittland, Idaho... 71	*Fruittland, Idaho... 71
*Ara, Colo... 42		Belmont, Utah... 38		*Corlett Jct., Wyo... 1, 2		*Fruittland, Idaho... 71	*Fruittland, Idaho... 71
*Arapahoe, Colo... 24		Beloit, Kans... 26		Cornish, Utah... 36		*Fruittland, Idaho... 71	*Fruittland, Idaho... 71
Arcadia, Ore... 20		*Belit, Idaho... 39, 57		*Coral, Idaho... 65		*Fruittland, Idaho... 71	*Fruittland, Idaho... 71
*Archer, Wyo... 1, 2		Belvidere, Idaho... 67		*Cossgriff, Wyo... 20		*Fruittland, Idaho... 71	*Fruittland, Idaho... 71
Arco, Idaho... 56		Belvidere, Nebr... 53		Cosmopolis, Wash... 21		*Fruittland, Idaho... 71	*Fruittland, Idaho... 71
*Arcola, Kans... 24		Belvue, Kans... 24		Cosmos, Wyo... 49		*Fruittland, Idaho... 71	*Fruittland, Idaho... 71
Arden, Nev... 3		Bend, Ore... 86		Cottier, Wyo... 42		*Fruittland, Idaho... 71	*Fruittland, Idaho... 71
*Arefa, Colo... 24		Benicia, Calif... 14		*Cotton, Idaho... 36		*Fruittland, Idaho... 71	*Fruittland, Idaho... 71
Arimo, Idaho... 36		Bennett, Colo... 24		Cottonwood, Idaho... 77		*Fruittland, Idaho... 71	*Fruittland, Idaho... 71
Arling, Idaho... 67		*Brunn, Ore... 20		Council, Idaho... 73		*Fruittland, Idaho... 71	*Fruittland, Idaho... 71
Arlington, Ore... C, W, 20, 74		Brynning, Utah... 36		Council Bluffs, Ia... B, 1, 2, 17		*Fruittland, Idaho... 71	*Fruittland, Idaho... 71
Armstead, Mont... R, 36		*Browns, Mont... 36		*Cowles, Wyo... 74		*Fruittland, Idaho... 71	*Fruittland, Idaho... 71
Armstrong, Wash... 76		*Brownson, Nebr... 1, 2		Cozad, Nebr... 1, 2, 17		*Fruittland, Idaho... 71	*Fruittland, Idaho... 71
*Army, Idaho... 56		*Browning, Utah... 36		Craig Jct., Idaho... 77		*Fruittland, Idaho... 71	*Fruittland, Idaho... 71
Arnold, Nebr... 43		*Browns, Mont... 36		Craigmont, Idaho... 77		*Fruittland, Idaho... 71	*Fruittland, Idaho... 71
Aroya, Idaho... 24		*Brownington, Wyo... 1, 2		Crane, Ore... 70		*Fruittland, Idaho... 71	*Fruittland, Idaho... 71
Arrow, Idaho... 77		*Brunn, Ore... 20		Crates, Ore... 20		*Fruittland, Idaho... 71	*Fruittland, Idaho... 71
*Ascalon, Colo... 24		Bryan, Wyo... 1, 2		Creighton, Wyo... 42		*Fruittland, Idaho... 71	*Fruittland, Idaho... 71
Ash, Wash... 74		Bryce Canyon Park, Ut. (See Cedar City, Ut)... 3		Crest, Wash... 76		*Fruittland, Idaho... 71	*Fruittland, Idaho... 71
*Ashby, Wash... 74		*Champlin, Utah... 3		Crestline, Nev... 3		*Fruittland, Idaho... 71	*Fruittland, Idaho... 71
Asherville, Kans... 26		Chapman, Kans... 24		Creston, Wyo... 1, 2		*Fruittland, Idaho... 71	*Fruittland, Idaho... 71
Ashton, Idaho		Chapman, Nebr... 1, 2, 17		Crockett, Calif... 14		*Fruittland, Idaho... 71	*Fruittland, Idaho... 71
O, R, 36, 39, 40		*Chappell, Nebr... 1, 2		Crook, Colo... 17		*Fruittland, Idaho... 71	*Fruittland, Idaho... 71
Aspen, Wyo... 1, 2		Chase, Calif... 3		*Crooks, Ore... 20		*Fruittland, Idaho... 71	*Fruittland, Idaho... 71
Assaria, Kans... 27		Bucoda, Wash... 20		Croplly, Utah... 38		*Fruittland, Idaho... 71	*Fruittland, Idaho... 71
Athena, Ore... 84		*Buda, Nebr... 1, 2		Dudley, Idaho... 79		*Fruittland, Idaho... 71	*Fruittland, Idaho... 71
*Atkinson, Utah... 32		*Budge, Idaho... 61		Duluth, Kans... 52		*Fruittland, Idaho... 71	*Fruittland, Idaho... 71
Attalia, Wash... 74, 78		Buena, Wash... 78		Dunbar, Utah... 3		*Fruittland, Idaho... 71	*Fruittland, Idaho... 71
Atwood, Colo... 17		Buffalo Park, Kans... 24		Duncan, Nebr... 1, 2, 17		*Fruittland, Idaho... 71	*Fruittland, Idaho... 71
Auburn, Calif... 14		Buford, Wyo... 1, 2		Duncan, Ore... 20		*Fruittland, Idaho... 71	*Fruittland, Idaho... 71
Auburn, Colo... 17		Buhl, Idaho... 60		Dune, Ore... 20		*Fruittland, Idaho... 71	*Fruittland, Idaho... 71
Auburn, Wash... 20		Buick, Colo... 24		*Dunn, Calif... 3		*Fruittland, Idaho... 71	*Fruittland, Idaho... 71
Ault, Colo... 30		*Bullard, Nebr... 42		Dunnean, Ore... 70		*Fruittland, Idaho... 71	*Fruittland, Idaho... 71
		Bunker Hill, Kans... 24		Dupont, Colo... 17		*Fruittland, Idaho... 71	*Fruittland, Idaho... 71
		Burley, Ida... 60, 62				*Fruittland, Idaho... 71	*Fruittland, Idaho... 71
		*Burnmah, Idaho... 65				*Fruittland, Idaho... 71	*Fruittland, Idaho... 71
		Burns, Wyo... 1, 2				*Fruittland, Idaho... 71	*Fruittland, Idaho... 71
		Burns, Ore... 70				*Fruittland, Idaho... 71	*Fruittland, Idaho... 71
		*Burrington, Utah... 4				*Fruittland, Idaho... 71	*Fruittland, Idaho... 71
		Black Lake, Idaho... 79				*Fruittland, Idaho... 71	*Fruittland, Idaho... 71
		Black Rock, Utah... 3				*Fruittland, Idaho... 71	*Fruittland, Idaho... 71
		Black Wolf, Kans... 24				*Fruittland, Idaho... 71	*Fruittland, Idaho... 71
		*Black's Creek, Ida... 20				*Fruittland, Idaho... 71	*Fruittland, Idaho... 71
		Blaine, Idaho... 65				*Fruittland, Idaho... 71	*Fruittland, Idaho... 71
						*Fruittland, Idaho... 71	*Fruittland, Idaho... 71

Table No.	Table No.	Table No.	Table No.	Table No.	Table No.	Table No.	Table No.
Gilcrest, Colo. 17, 30	Havana, Ore. 84	Imlay, Nev. 14	Kipp, Utah 3	Lodi, Nebr. 43	Maxwell, Nebr. 1, 2, 17	Moss, Idaho 20	Olds Ferry, Idaho 20
Gilmore, Nebr. 1, 2	Havens, Nebr. 1, 2, 17	Independence, Wn. 21	Kiro, Kans. 24	Lofgreen, Utah 3	Meacham, Ore. 20	Mountain Home, Idaho 20	Olequa, Wash. 20
Gilmore, Ore. 20	Hawgood, Idaho 36	Indian, Wash. 77	Kit Carson, Colo. 24	Logan, Nebr. 43	Meads, Wyo. 34	Mount, Utah 4	Oliver, Nebr. 1, 2
Gimlet, Idaho 69	Hawk Springs, Wyo. 42	Inkom, Idaho 20, 36	Klamath Falls, Ore. X, Y	Logan, Utah 37	Medicine Bow, Wyo. 1, 2, 30	Moya, Wyo. 20	Olympia, Wash. 20, 22
Glasgow, Kans. 26	Hawley, Idaho 20	Iona, Idaho 57	Klondike, Ore. 87	Loma, Nebr. 44	Medimont, Idaho 79	Moyer Jct., Wyo. 20	Omaha, Nebr. A, B, C, G, K, O, 1, 2, 3, 14, 17, 20, 42, 43, 45, 46, 47, 48, 49
Glasgow, Calif. 3	Hay, Wash. 76	Ione, Colo. 17	Knights, Wyo. 1, 2	Lomax, Nebr. 43	Medina, Kans. 24	Multnomah Falls, Ore. 20	Onaga, Kans. 52
Gleason, Wyo. 30	Hay, Idaho 69	Iron Springs, Utah 12	Knobs, Wyo. 1, 2	Long, Ore. 70	Melando, Nev. 60	Murdoch, Utah 3	Oneida, Kans. 53
Glen, Mont. 36	Hayden, Calif. 3	Irrigon, Ore. 20	Knull, Idaho 60	Long, Wash. 80	Melbeta, Nebr. 42	Murray, Utah 4	Oneonta, Ore. 20, 74
Glendale, Calif. A, D, 7	Hays, Kans. E, H, 24	Island City, Ore. 72	Koenig, Colo. 18	Long Beach, Calif. A, D, 8	Melbourne, Wash. 21	Murtaugh, Idaho 60	Ontario, Calif. 3
Glendale, Ida. 73	Hazeltine, Colo. 17	Island Park, Idaho 39	Kooskia, Idaho 77	Longview, Wash. Z, 20 (See Kelso-Longview)	Melrose, Mont. R, 36		Ontario, Ore. C, 20, 70
Glenview, Nev. 53	Hazelton, Idaho 61	Islan, Nev. 3	Korty, Nebr. 1, 2, 17	Longview Jct., Wash. 20	Menan, Idaho 58		Onyx, Idaho 20
Glenwood, Park, Nebr. 43	Hazen, Nev. 14	Ivanpah, Calif. 3	Kuna, Idaho 20	Looking Glass, Ore. 72	Mendon, Utah 37		Opal, Wyo. 20
Glover, Ore. 20	Heath, Idaho 57		Kuner, Colo. 17	Lookout, Wyo. 1, 2	Menlo, Kans. 28		Optic, Nebr. 1, 2
Godwin, Idaho 60	Heber, Nebr. 44		Kyle, Nev. 3	Loomis, Calif. 14	Meno, Ore. 20		Orchard, Colo. 17
Goff, Ore. 20	Hedges, Wash. 78			Lorenzo, Idaho 40	Menoken, Kans. 52		Orchard, Idaho 20
Golconda, Nev. 14	Heist, Utah 3	<b>Jacinto, Nebr. 1, 2</b>		Loring, Kans. 24	Mentor, Kans. 27		Ord, Nebr. 49
Gooding, Idaho 20	Helendale, Calif. 3	Jacques, Idaho 77	<b>La Crosse Wash. 76</b>	Mesa, Colo. 24	Merced, Nebr. 1, 2		Ordinance, Ore. 20
Goodland, Wyo. 42	Helsing Jct., Wash. 21	Jamieson, Ore. 70	<b>La Grande, Ore. C, T, U, 20, 72</b>	Messex, Colo. 17	Merchiston, Nebr. 46		Oregon Trunk Jct. 20
Goodrich, Colo. 17	Henderson, Ore. 20	Jean, Nev. 3	Lagrange, Wyo. 42	Messner, Ore. 20	Meridian, Idaho 20		Orofino, Idaho 77
Goodrich, Idaho 73	Henderson (Royson), Nev. 10	Jenness, Idaho 67	Laha, Utah 9	Metric, Colo. 17	Merrino, Colo. 17		Oro Grande, Calif. 3
Gorham, Kans. 24	Herman, Idaho 58	Jenson, Idaho 57	Laha Habra, Calif. 9	Merrills, Utah 34	Merrino, Colo. 17		Orr, Wyo. 20
Goshen Jct., Idaho 36	Henefer, Utah 1, 2	Jericho, Utah 3	Lahav, Utah 3	Messa, Colo. 24	Merrill, Idaho 34		Orvin, Idaho 57
Gothenburg, Nebr. 1, 2, 17	Heppner Jct., Ore. 20	Jerita, Wash. 76	Lake, Colo. 24	Mesa, Colo. 17	Merrill, Idaho 34		Osburn, Idaho 79
Gowanda, Colo. 18	Herkimer, Kans. 53	Jerome, Idaho 61	Lake Mead, Utah 10	Messner, Ore. 20	Mesa, Colo. 17		Osceola, Nebr. 44
Graham, Ore. 20	Hermiston, Ore. 20	Jones, Idaho 36	Lake Point, Utah 3	Metric, Colo. 17	Mesa, Colo. 17		Oshkosh, Nebr. 42
Grainfield, Kans. 24	Hermosa, Wyo. 1, 2	Jonesboro, Ore. 70	Lakeside, Utah 14	Metric, Colo. 17	Mesa, Colo. 17		Ostrander, Wash. 20
Grainville, Idaho 40	Hershhey, Nebr. 1, 2, 17	Joseph, Ore. 72	Lakeview, Wash. 20	Metric, Colo. 17	Mesa, Colo. 17		Ottman, Nebr. 1, 2
Grand Canyon Nat'l Park, Ariz. (See Cedar City, Ut.)	Hesperia, Calif. 3	Josha, Calif. 3	Lane, Idaho 79	Metric, Colo. 17	Mesa, Colo. 17		Otto, Wyo. 1, 2
Grand Island, Nebr. A, B, C, G, 1, 2, 17, 44, 47, 49, 53, 85	Hesperia, Calif. 3	Joselyn, Nebr. 1, 2	Lane, Nebr. 1, 2	Metric, Colo. 17	Mesa, Colo. 17		Overland (Carbon Co.), Wyo. 34
Grandview, Wash. 78	Hiawatha, Kans. 53	Joyce, Nebr. 42	Lansing, Kans. 50	Metric, Colo. 17	Mesa, Colo. 17		Overstreet, Ore. 64
Granger, Wash. 78	High Bridge, Idaho 36	Judkins, Idaho 40	Lapaz, Kans. 24	Metric, Colo. 17	Mesa, Colo. 17		Overton, Nebr. 1, 2, 17
Granger, Wyo. 1, 2, 20	Hillgrove, Calif. 3	Judson, Ore. 20	Laramie, Wyo. A, B, C, D, E, F, H, 1, 2, 30, 33	Metric, Colo. 17	Mesa, Colo. 17		Ovid, Colo. 17
Grangeville, Ida. 76, 77	Hillgrove, Calif. 3	Julesburg, Colo. G, 1, 2, 17	La Salle, Colo. D, E, G, H, 17, 18, 30	Metric, Colo. 17	Mesa, Colo. 17		Owasso, Nebr. 1, 2
Granite Canon, Wyo. 1, 2	Hindman, Ore. 20	Junction City, Kans. D, E, F, H, 24, 25	Las Vegas, Nev. A, D, R, V, 3, 10, 85	Metric, Colo. 17	Mesa, Colo. 17		Owheehe, Idaho 20
Grant, Idaho 58	Hindman, Ore. 20	Juniper, Wash. 74	Latah, Wash. 79	Metric, Colo. 17	Mesa, Colo. 17		Oxford, Idaho 36
Grant, Ore. 20, 74	Hinkle, Ore. 20	Juntura, Ore. 70	Latham, Wyo. 1, 2	Metric, Colo. 17	Mesa, Colo. 17		Oxman, Ore. 20
Grantville, Kans. 24	Hoagland, Nebr. 43		Latimer, Ore. 3	Metric, Colo. 17	Mesa, Colo. 17		Ozone, Wyo. 1, 2
Grass Valley, Ore. 87	Hobart, Calif. 8	<b>Kaibab Nat. Forest</b> (See Cedar City, Ut.)	Lava Hot Springs, Idaho 20	Metric, Colo. 17	Mesa, Colo. 17		
Gravel Pit, Wash. 76	Hodge, Calif. 3	Kalama, Wash. 20	Lawn, Mont. 36	Metric, Colo. 17	Mesa, Colo. 17		
Grayling, Mont. 36	Hogback, Kans. 23	Kamela, Ore. 20	Lawrence, Kan. D, E, F, H, 24, 50, 52	Metric, Colo. 17	Mesa, Colo. 17		
Greely, Colo. E, 17, 30	Hollenberg, Kans. 53	Kamiah, Idaho 77	Layton, Utah 1, 2, 31	Metric, Colo. 17	Mesa, Colo. 17		
Greenleaf, Idaho 68	Hollister, Idaho 60	Kanda, Wyo. 1, 2	Leamington, Utah 4	Metric, Colo. 17	Mesa, Colo. 17		
Green River, Wyo. A, B, C, D, E, F, H, O, 1, 2, 20, 30	Holt, Utah 37	Kanopolis, Kans. 24	Leavenworth, Kans. 50	Metric, Colo. 17	Mesa, Colo. 17		
Greenwood, Utah 11	Home, Kans. 53	Kansas City, Kans. H, 24, 52	Ledbetter, Wash. 78	Metric, Colo. 17	Mesa, Colo. 17		
Greer, Idaho 77	Homedale, Idaho 64	Kansas City, Mo. D, E, F, H, L, O, 3, 14, 20, 24, 25, 26, 27, 28, 52	Lahi, Utah 4	Metric, Colo. 17	Mesa, Colo. 17		
Grinnell, Kans. 24	Homestead, Idaho 64	Kansas Falls, Kans. 24	Laith, Nev. 3	Metric, Colo. 17	Mesa, Colo. 17		
Grosscup, Wash. 78	Homer, Kans. 24	Kaysville, Utah 1, 2, 31	Lemoine, Nebr. 42	Metric, Colo. 17	Mesa, Colo. 17		
Grove, Kans. 52	Honeyville, Utah 36	Kearney, Nebr. A, B, C, G, 1, 2, 17, 43	Lenape, Kans. 24	Metric, Colo. 17	Mesa, Colo. 17		
Gunn Jct., Wyo. 1, 2	Hood River, Ore. C, F, W, 20, 74	Keenbrook, Calif. 3	Lenore, Idaho 77	Metric, Colo. 17	Mesa, Colo. 17		
	Hook, Ore. 20	Keith, Nebr. 1, 2, 17	Leona, Kans. 53	Metric, Colo. 17	Mesa, Colo. 17		
	Hooper Jct., Wash. 74	Kellim, Colo. 18	Leonard, Ore. 20	Metric, Colo. 17	Mesa, Colo. 17		
	Hoover Dam, Nev. 10	Kellogg-Wardner, Idaho 79	Leone, Idaho 20	Metric, Colo. 17	Mesa, Colo. 17		
	Hoppe, Ore. 20	Kelly, Nebr. 42	Leroy, Wyo. 1, 2	Metric, Colo. 17	Mesa, Colo. 17		
	Houquiam, Wash. 21	Kelso, Calif. 3	Leslie, Idaho 56	Metric, Colo. 17	Mesa, Colo. 17		
	Hordville, Nebr. 44	Kelso-Longview, Wash. Z, 20	Leslie, Wash. 78	Metric, Colo. 17	Mesa, Colo. 17		
	Horseshoe Bend, Ida. 67	Kemmerer, Wyo. C, F, 20, 69	Letha, Idaho 71	Metric, Colo. 17	Mesa, Colo. 17		
	Hot Lake, Ore. 20	Kennewick, Wash. 78	Level, Nebr. 53	Metric, Colo. 17	Mesa, Colo. 17		
	Hot Springs, Utah 36, 38	Kent, Nebr. 46	Lewiston, Nebr. 42	Metric, Colo. 17	Mesa, Colo. 17		
	Houston, Colo. 17, 30	Kent, Wash. 20	Lewiston, Ida. K, L, W, 75, 76, 77, 84, 85	Metric, Colo. 17	Mesa, Colo. 17		
	Howell, Wyo. 1, 2	Kerens, Calif. 3	Lewiston, Utah 3	Metric, Colo. 17	Mesa, Colo. 17		
	Hoxie, Kans. 28	Kerr, Utah 3	Lewisville, Idaho 58	Metric, Colo. 17	Mesa, Colo. 17		
	Hoysville, Utah 32	Kersey, Colo. 17	Lexington, Nebr. G, 1, 2, 17	Metric, Colo. 17	Mesa, Colo. 17		
	Hugo, Colo. H, 24	Ketchum, Idaho. C, F, T, U, V, 20, 69	Lien, Nev. 3	Metric, Colo. 17	Mesa, Colo. 17		
	Humorist, Wash. 74	(for Sun Valley)	Lillis, Kans. 52	Metric, Colo. 17	Mesa, Colo. 17		
	Humphrey, Ida. 36	Keystone, Nebr. 42	Lima, Mont. R, 36	Metric, Colo. 17	Mesa, Colo. 17		
	Humphrey, Nebr. 45	Kidd, Mont. 36	Lima, Ore. 20	Metric, Colo. 17	Mesa, Colo. 17		
	Hamer, Idaho 36	Kiesel, Idaho 20	Limco, Colo. E, H, 24	Metric, Colo. 17	Mesa, Colo. 17		
	Hamington, Ore. C, F, K, T, U, 20	Kimball, Idaho 36	Lincoln, Idaho 57	Metric, Colo. 17	Mesa, Colo. 17		
	Hamilton, Kans. 53	Kimball, Nebr. 1, 2	Lincoln Jct., Idaho 57	Metric, Colo. 17	Mesa, Colo. 17		
	Hansen, Idaho 58	Kimberly, Idaho 60	Lincoln, Nebr. 44, 85	Metric, Colo. 17	Mesa, Colo. 17		
	Hansen, Nebr. 53, 85	King, Ore. 70	Lincoln Center, Kan. 28	Metric, Colo. 17	Mesa, Colo. 17		
	Hardin, Colo. 17	King Hill, Idaho 20	Lindberg, Wyo. 42	Metric, Colo. 17	Mesa, Colo. 17		
	Harding, Utah 11	Kinport, Idaho 20	Lindsborg, Kans. 27	Metric, Colo. 17	Mesa, Colo. 17		
	Hardy, Colo. 18		Lindsey, Ore. 20	Metric, Colo. 17	Mesa, Colo. 17		
	Harper, Ore. 70		Linswood, Kans. 24, 52	Metric, Colo. 17	Mesa, Colo. 17		
	Harper, Wyo. 1, 2		Lisco, Nebr. 42	Metric, Colo. 17	Mesa, Colo. 17		
	Harrison, Idaho 79		Little Valley, Ore. 70	Metric, Colo. 17	Mesa, Colo. 17		
	Harrisonville, Utah 36, 38		Lockwood, Nebr. 1, 2, 17, 44	Metric, Colo. 17	Mesa, Colo. 17		
	Hart, Idaho 39		Lodge Pole, Nebr. 1, 2	Metric, Colo. 17	Mesa, Colo. 17		
	Hartford, Calif. 3			Metric, Colo. 17	Mesa, Colo. 17		
	Hastings, Nebr. 53, 85			Metric, Colo. 17	Mesa, Colo. 17		

Stations marked with a square symbol are located on Divisions indicated by table numbers, but are not shown in folder tables.

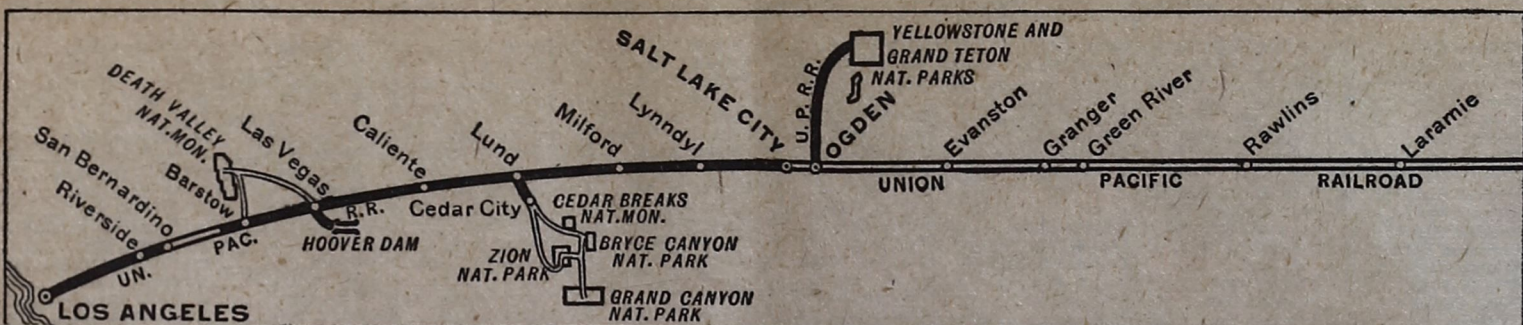
Table with 8 columns of Table No. and corresponding city/state entries. Includes entries like Peters, Ore., Peterson, Utah., Picoabo, Idaho., etc., across multiple columns.

ADVANTAGES OF COAST-TO-COAST SLEEPING CAR SERVICE

- The schedules shown in Tables A and B on pages 6 to 9 of this folder provide a convenient service for the coast-to-coast traveler, at No Extra Fare.
• This service eliminates the necessity of changing trains or transferring from one station to another in Chicago.
• It gives the traveler a choice of three fine routes between the Atlantic Coast and Chicago, and the service of the famous Overland Route between Chicago and California.

For Dependable Transportation—Be Specific, Say "UNION PACIFIC"

Stations marked ■ are located on Divisions indicated by table numbers, but are not shown in folder tables.



## NEW YORK, WASHINGTON, CHICAGO and MINNEAPOLIS to LOS ANGELES via Omaha and Salt Lake City

Table A Condensed Schedules All Trains Daily		Streamliner City of Los Angeles 103 Daily Example	Los Angeles Limited 1 Daily Example	Utahn 3 Daily Example	Pacific-Pony Express 21-37 Daily Example
Lv New York (EST) N.Y.C.			4.15 SA		
Ar Chicago (C.S.T.)			8.15 SU		
Lv New York (EST) Penn.RR			4.35 SA		
Lv N. Philadelphia (E.S.T.)			6.09 SA		
Ar Chicago (C.S.T.)			8.15 SU		
Lv Wash'gton (EST) Penn.RR			5.30 SA		
Ar Chicago (C.S.T.)			8.30 SU		
Lv Chicago (CST) C.&N.W.	7.15 SU	12.01 SU	9.15 SU	8.10 SU	
Ar Omaha	3.00 MO	9.00 SU	9.45 SU	8.00 MO	
Lv Minneapolis C. & N.W.		9.30 SU	9.30 SU	9.15 SU	
" St. Paul		10.10 "	10.10 "	9.55 SU	
" Sioux City		6.05 "	6.05 "	5.00 MO	
Ar Omaha		8.35 SU	8.35 SU	7.45 MO	
Lv Omaha (C.S.T.) Un. Pac.	3.10 MO	9.25 SU	11.00 SU	8.30 MO	
" Fremont			11.47 SU		
" Columbus			12.38 MO		
" Grand Island	5.11 "	12.08 MO	1.55 "	11.25 "	
" Kearney			2.44 "	12.11 "	
Ar North Platte (C.S.T.)	7.01 "	2.20 "	4.25 "	2.00 "	
Lv North Platte (M.S.T.)	6.02 "	1.35 "	3.50 "	1.10 "	
" Sidney	7.45 "	3.58 "	7.00 "	3.50 "	
Ar Cheyenne	9.30 "	6.05 "	10.10 "	6.15 "	
Lv Cheyenne	9.40 "	6.15 "	10.45 "	6.25 "	
" Laramie	11.02 "	7.43 "	12.25 "	8.10 "	
" Rawlins	12.49 "	10.00 "	2.45 "	10.50 MO	
" Rock Springs			5.01 "	1.25 TU	
" Green River	3.10 "	12.45 "	5.55 "	2.10 "	
" Evanston	4.51 "	2.50 "	7.55 "	4.25 "	
Ar Ogden			9.45 "	6.15 "	
Lv Ogden			10.10 "	7.15 "	
Ar Salt Lake City			11.00 "	8.10 "	
Lv Salt Lake City	7.20 MO	5.50 "	11.20 MO	9.10 "	
Lv Milford		9.30 MO	3.15 TU	2.40 "	
Ar Lund			3.58 TU	3.30 TU	
Ar Cedar City			4.50 TU	4.45 TU	
Lv Cedar City			4.10 MO	4.15 TU	
Lv Lund (M.S.T.)			3.58 TU	3.30 TU	
Lv Caliente (P.S.T.)	11.40 MO	11.20 MO	5.10 "	5.05 "	
" Las Vegas	2.25 TU	2.15 TU	8.10 "	8.45 WE	
Ar San Bernardino	7.20 "	8.30 "	2.05 "	4.25 WE	
" Riverside	7.45 "	8.59 "	2.35 "	5.05 WE	
" East Los Angeles	8.40 "	10.15 "	3.40 "	6.40 WE	
Ar Los Angeles (P.S.T.)	9.00 TU	10.40 TU	4.00 TU	7.15 WE	
Ar Pasadena	9.20 TU	11.00 TU	4.20 TU	7.25 WE	
Ar Glendale	9.55 TU	11.35 TU	4.55 TU	8.00 WE	
Ar Anaheim	9.50 TU	11.30 TU	4.50 TU	7.55 WE	
Ar Long Beach	9.35 TU	11.15 TU	4.35 TU	7.40 WE	
Ar San Pedro (P.S.T.)	10.05 TU	11.50 TU	5.05 TU	8.15 WE	

**Equipment for Page 6**

★ **NO. 103—Streamliner CITY OF LOS ANGELES—DAILY—Extra Fare**  
Cars from Chicago run via C. & N. W. east of Omaha.  
Club Lounge Car ⊙..... Chicago to Los Angeles—(Barber, valet, bath, radio).  
Standard Sleeping Cars... Chicago to Los Angeles—Drawing-rooms, Compartments, Bedrooms, Roomettes, Sections (5 cars).  
Reclining Seat Coaches... Chicago to Los Angeles—(all reserved).  
Coach Lounge Car..... Chicago to Los Angeles.  
Dining Car..... A la carte and club or table d'hote service.

★ **NO. 1—LOS ANGELES LIMITED—DAILY—No Extra Fare**  
Cars from Chicago and Minneapolis-St. Paul run via C. & N. W. to Omaha; thence U. P.  
Club Lounge Car ⊙..... Chicago to Los Angeles—(Barber, valet, radio).  
Standard Sleeping Cars... Chicago to Los Angeles—2 D.R., 4 Compts., 4 Dbl. Bdrm. Chicago to Los Angeles—6 Sec., 6 Rmte., 4 Dbl. Bdrm. Chicago to Cedar City—12 Sections, D. R. (2 cars). Chicago to Cedar City—10 Sec., D.R., Compts. (Nos. 3-301 beyond Salt Lake City; summer season only).  
New York to Los Angeles—6 Sections, 6 Double Bedrooms (N.Y.C. No. 65 to Chicago).  
New York to Los Angeles—6 Sections, 6 Double Bedrooms (P.R.R. No. 49 to Chicago).  
Washington to Los Angeles—12 Sections, D.R. (P.R.R. No. 59 to Chicago).  
Minneapolis-St. Paul to Los Angeles—6 Sec., 6 Rmte., 4 Double Bedrooms (203-10-203 to Omaha).  
Reserved Seat Coaches... Chicago to Los Angeles (2 cars—reclining seats). Chicago to Denver (No. 15 beyond North Platte; last car September 11).  
Dining Car..... A la carte and club or table d'hote service.

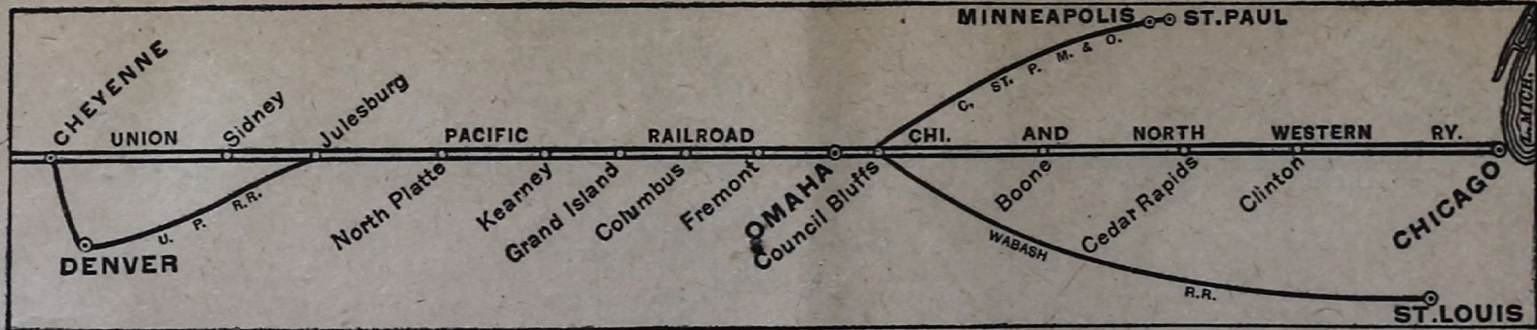
★ **NO. 3—UTAHN—DAILY**  
3 to Los Angeles. Local coach from Chicago runs via C. & N. W. 13 to Omaha.  
Club Lounge Car ⊙..... Cheyenne to Los Angeles.  
Standard Sleeping Cars... Omaha to Los Angeles—12 Sections, Drawing-room. Cheyenne to Ogden—6 Sections, 6 Roomettes, 4 Double Bedrooms (Wab.-U.P. 9 from St. Louis; S.P. 27 to San Francisco).  
Cheyenne to Los Angeles—6 Sections, 6 Roomettes, 4 Double Bedrooms (No. 9 from St. Louis).  
Chicago to Cedar City—10 Sec., D.R., Compts. (No. 1 to Salt Lake City—No. 301 beyond Lund; summer season only).  
Cedar City to Los Angeles—10 Sections, D. R., Compts. (No. 302 to Lund; summer season only).  
Reclining Seat Coaches... Chicago to Omaha (not reserved). Omaha to Los Angeles (not reserved). Cheyenne to Los Angeles (Wab.-U.P. 9 from St. Louis—all seats reserved).  
Las Vegas to Los Angeles (not reserved).  
Dining Car..... North Platte to Los Angeles—a la carte and club or table d'hote service.

★ **21-37—PACIFIC-PONY EXPRESS—DAILY**  
21 to Ogden; 37 to Los Angeles. Cars from Chicago run via C. & N. W. east of Omaha.  
Club Lounge Car Service ⊙..... Chicago to Los Angeles.  
Standard Sleeping Cars... Chicago to Los Angeles—12 Sections, D.R. Chicago to Salt Lake City—10 Sec., 3 Dbl. Bedrooms. Minneapolis-St. Paul to Los Angeles—12 Sections, D.R. (201-2-201 to Omaha).  
Butte to Los Angeles—10 Sections, 3 Double Bedrooms (No. 30 to Salt Lake City).  
Las Vegas to Los Angeles—8 Sec., D.R., 3 Dbl. Bdrms. Chicago and Salt Lake City to Los Angeles.  
Ogden to Los Angeles (No. 37 from Kansas City).  
Dining Car..... A la carte and club or table d'hote service.

IMPORTANT NOTICE  
Union Pacific trains operate on Pacific Standard Time in California, but California cities observe Daylight Saving Time.

**Footnotes for Page 6**

- ⊙ Club and lounge cars are for the exclusive use of standard sleeping car passengers. The City of Los Angeles has a lounge car for coach passengers.
- ⊞ Conditional stop; see Tables 1 and 3. (f) Stops only on signal.
- ♦ Motor Bus connections with main line trains at East Los Angeles
- Extra fare train; see tables 1 and 2. ★ Regularly assigned through cars air-conditioned.
- ▲ Motor bus between Lund and Cedar City. □ Runs via Borie Cut-off; not via Cheyenne.
- ⊙ No. 1 and No. 103 do not operate into Ogden Union Station. (E.S.T.) Eastern standard time. (C.S.T.) Central standard time. (M.S.T.) Mountain standard time. (P.S.T.) Pacific standard time. Time from 12.01 midnight to 12.00 noon shown in light face type. Time from 12.01 noon to 12.00 midnight shown in heavy face type.



## LOS ANGELES to CHICAGO, WASHINGTON, NEW YORK and MINNEAPOLIS via Salt Lake City and Omaha

<b>Table A</b> Condensed Schedules All Trains Daily	Streamliner City of Los Angeles 104 ● Daily Example	Los Angeles Limited 2 Daily Example	Utahn 4 Daily Example	Pony Express-Pacfic 38-22 Daily Example
Lv San Pedro (P.S.T.)	3.20 SU	10.30 SU	8.00 SU	4.25 SU
Lv Long Beach	3.50 SU	11.00 SU	8.35 SU	5.00 SU
Lv Anaheim	3.45 SU	10.55 SU	8.25 SU	4.55 SU
Lv Glendale	3.30 SU	10.50 SU	8.20 SU	4.45 SU
Lv Pasadena	4.10 SU	11.25 SU	8.55 SU	5.25 SU
Lv Los Angeles (P.S.T.)	5.00 SU	12.01 SU	9.30 SU	6.00 SU
" East Los Angeles	5.20 " "	12.25 " "	9.55 " "	6.25 " "
" Riverside	6.12 " "	1.30 " "	11.00 " "	7.40 " "
" San Bernardino	6.38 " "	1.55 " "	11.25 " "	8.15 " "
Lv Las Vegas	11.55 SU	8.05 SU	5.45 " "	4.05 MO
Lv Caliente (P.S.T.)	2.35 MO	11.10 SU	8.45 " "	7.40 " "
Ar Lund (M.S.T.)			11.50 SU	10.55 MO
Ar Cedar City			5.10 MO	12.00 MO
Lv Cedar City			10.15 SU	9.40 MO
Lv Lund			11.50 SU	10.55 MO
" Milford			12.35 MO	11.45 " "
Ar Salt Lake City	8.45 MO	2.45 MO	12.35 MO	4.45 " "
Lv Salt Lake City	9.00 " "	7.10 " "	4.50 " "	5.20 " "
Ar Ogden			5.40 " "	6.15 " "
Lv Ogden			6.05 " "	7.15 " "
" Evanston	11.12 " "	9.47 " "	8.01 " "	9.25 MO
" Green River	1.00 " "	11.53 " "	10.20 " "	12.25 TU
" Rock Springs			10.39 " "	12.45 " "
" Rawlins	3.14 " "	2.35 " "	1.03 " "	3.20 " "
" Laramie	5.08 " "	4.52 " "	3.25 " "	6.00 " "
Ar Cheyenne	6.20 " "	6.10 " "	4.50 " "	7.30 " "
Lv Cheyenne	6.30 " "	6.41 " "	5.35 " "	7.55 " "
Lv Sidney	7.57 " "	8.24 " "	8.15 " "	10.00 " "
Ar North Platte (M.S.T.)	9.37 " "	10.15 " "	11.05 MO	12.15 " "
Lv North Platte (C.S.T.)	10.40 MO	11.25 MO	12.20 TU	1.25 " "
" Kearney			2.20 " "	3.22 " "
" Grand Island	12.33 TU	1.45 " "	3.20 " "	4.32 " "
" Columbus			4.37 " "	f 5.41 " "
" Fremont			5.32 " "	f 6.45 " "
Ar Omaha	2.40 TU	4.15 TU	6.30 TU	7.50 TU
Lv Omaha C. & N. W.	2.50 TU	4.55 TU	8.30 TU	8.45 TU
Ar Chicago (C.S.T.)	10.45 TU	2.35 TU	7.30 TU	8.15 WE
Lv Chicago (CT) Penn. RR		6.30 TU		
Ar Washington (E.S.T.)		12.15 WE		
Lv Chicago (CT) Penn. RR		6.30 TU		
Ar N. Phila., Pa. (E.S.T.)		10.28 WE		
Ar New York (E.S.T.)		12.05 WE		
Lv Chicago (CST) N.Y.C.		6.30 TU		
Ar New York (E.S.T.)		12.30 WE		
Lv Omaha C. & N. W.		9.00 TU		10.25 TU
Ar Sioux City		12.01 TU		1.05 WE
Ar St. Paul		7.40 TU		7.45 " "
Ar Minneapolis (C.S.T.)		8.15 TU		8.20 WE

**Equipment for Page 7**

★ **NO. 104—Streamliner CITY OF LOS ANGELES—Daily—Extra Fare**  
Cars to Chicago run via C. & N. W. east of Omaha.  
Club Lounge Car ⊗ Los Angeles to Chicago—(Barber, valet, bath, radio).  
Standard Sleeping Cars... Los Angeles to Chicago—Drawing-rooms, Compts., Bedrooms, Roomettes, Sections (5 cars).  
Reclining Seat Coaches... Los Angeles to Chicago—(all seats reserved).  
Coach Lounge Car... Los Angeles to Chicago.  
Dining Car... A la carte and club or table d'hote service.

★ **NO. 2—LOS ANGELES LIMITED—DAILY—No Extra Fare**  
Cars to Chicago and St. Paul-Minneapolis run via C. & N. W. east of Omaha.  
Club Lounge Car ⊗ Los Angeles to Chicago—(Barber, valet, radio).  
Standard Sleeping Cars... Los Angeles to Chicago—2 Drawing-rooms, 4 Compartments, 4 Double Bedrooms.  
Los Angeles to Chicago—6 Sec., 6 Rmte., 4 Dbl. Bdrm.  
Los Angeles to Chicago—12 Sections, D. R. (2 cars).  
Cedar City to Chicago—10 Sections, D. R., Compts. (Nos. 302-4 to Salt Lake City; summer season only).  
Los Angeles to New York—6 Sections, 6 Double Bedrooms (N.Y.C. No. 22 east of Chicago).  
Los Angeles to New York—6 Sections, 6 Double Bedrooms (P.R.R. No. 2 east of Chicago).  
Los Angeles to Washington—12 Sections, D.R. (P.R.R. No. 2 east of Chicago).  
Los Angeles to St. Paul-Minneapolis—6 Sections, 6 Rmtes., 4 Dbl. Bdrms. (204-9-204 east of Omaha).  
Reserved Seat Coaches... Los Angeles to Chicago (2 cars—reclining seats).  
Denver to Chicago (No. 16 to North Platte; last car September 12).  
Dining Car... A la carte and club or table d'hote service.

★ **NO. 4—UTAHN—DAILY**  
No. 4 to Omaha. Local coach Omaha to Chicago runs via C. & N. W. 14.  
Club Lounge Car Service ⊗ Los Angeles to Cheyenne.  
Standard Sleeping Cars... Los Angeles to Cheyenne—6 Sections, 6 Roomettes, 4 Double Bedrooms (No. 10 to St. Louis).  
Los Angeles to Omaha—12 Sections, Drawing-room (occupancy until 7:30 a.m.).  
Los Angeles to Cedar City—10 Sec., D. R., Compts. (No. 301 Lund to Cedar City; summer season only).  
Cedar City to Chicago—10 Sections, D. R., Compts. (No. 302 to Lund—No. 2 beyond Salt Lake City; summer season only).  
Reclining Seat Coaches... Los Angeles to Las Vegas (not reserved).  
Los Angeles to Omaha (not reserved).  
Omaha to Chicago (not reserved).  
Los Angeles to Cheyenne (No. 10 to St. Louis—all seats reserved).  
Dining Car... Los Angeles to North Platte—A la carte and club or table d'hote service.

★ **NO. 38-22—PONY EXPRESS—PACIFIC—DAILY**  
38 to Ogden; 22 to Chicago. Cars to Chicago run via C. & N. W. east of Omaha.  
Club Lounge Car Service ⊗ Los Angeles to Chicago.  
Standard Sleeping Cars... Los Angeles to Chicago—12 Sections, D. R.  
Los Angeles to Butte—10 Sections, 3 Double Bedrooms (No. 29 north of Salt Lake City).  
Salt Lake City to Chicago—10 Sec., 3 Dbl. Bedrooms.  
Los Angeles to Las Vegas—8 Sec., D.R., 3 Dbl. Bdrms.  
Los Angeles to St. Paul-Minneapolis—12 Sections, D.R. (202-1-202 east of Omaha).  
Reclining Seat Coaches... Los Angeles to Ogden (for Kansas City).  
Los Angeles to Salt Lake City and Chicago.  
Dining Car... A la carte and club or table d'hote service.

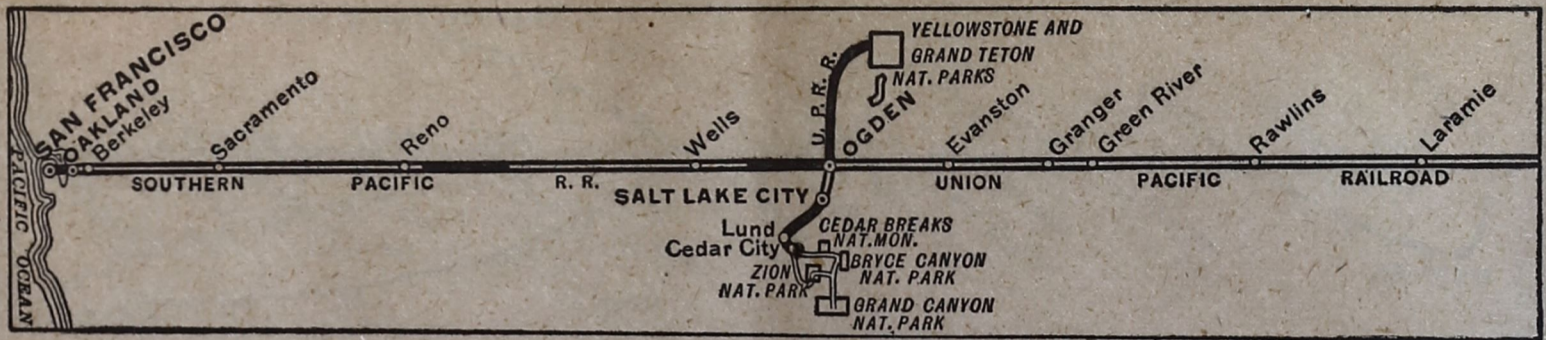
IMPORTANT NOTICE  
Union Pacific trains operate on Pacific Standard Time in California, but California cities observe Daylight Saving Time.

These schedules effective September 28. Consult agent for earlier schedules prior to that date.

**Footnotes for Page 7**

- ⊗ Club and lounge cars are for the exclusive use of standard sleeping car passengers. The City of Los Angeles has a lounge car for coach passengers.
- ⊠ Conditional stop; see Tables 1 or 3. (f) Stops only on signal.
- ◆ Motor bus connections with main line trains at East Los Angeles.
- Extra fare train; see tables 1 and 2. ★ Regularly assigned through cars air-conditioned.
- ▲ Motor bus between Lund and Cedar City. □ Runs via Borie; not via Cheyenne.
- No. 2 and No. 104 do not operate into Ogden Union Station.
- (E.S.T.) Eastern standard time. (C.S.T.) Central standard time.
- (M.S.T.) Mountain standard time. (P.S.T.) Pacific standard time.
- Time from 12.01 midnight to 12.00 noon shown in light face type.
- Time from 12.01 noon to 12.00 midnight shown in heavy face type.





## NEW YORK, CHICAGO and ST. LOUIS to SAN FRANCISCO via Omaha

<b>Table B</b> Condensed Schedules All Trains Daily		Streamliner City of San Francisco 101 Daily Example	San Francisco Overland 27 Daily Example	Gold Coast 23 Daily Example
Lv New York (E.S.T.) N.Y.O.			11.00 SAT	
Ar Chicago (C.S.T.)			3.00 SUN	
Lv New York (EST) Penn.R.R.			11.40 SAT	
Lv N. Phila., Pa. (E.S.T.)			1.09 SUN	
Ar Chicago (C.S.T.)			3.40 SUN	
C. & N. W.				
Lv Chicago (C.S.T.)	7.30 SUN	8.00 SUN	8.30 SUN	
Lv Clinton	9.42 "	10.25 "	11.20 SUN	
Lv Cedar Rapids	10.55 SUN	11.46 SUN	1.00 MON	
Ar Council Bluffs		5.10 MON	8.10 "	
Ar Omaha	3.15 MON	5.30 MON	8.40 MON	
C. & N. W.				
Lv Minneapolis		203-2-203	201-2-201	
Lv St. Paul		9.30 SUN	9.15 SUN	
Lv Sioux City		10.10 "	9.55 SUN	
Ar Omaha		6.05 "	5.00 MON	
		8.35 SUN	7.45 MON	
Lv St. Louis (Wab.)			7.50 SUN	
Ar Omaha			8.20 MON	
Union Pacific				
Lv Omaha (C.S.T.)	3.25 MON	5.45 MON	9.10 MON	
" Fremont		8.00 "	9.59 "	
" Columbus		8.25 "	10.58 "	
" Grand Island	5.23 "	8.25 "	12.30 "	
" Kearney		8.40 "	1.25 "	
Ar North Platte (C.S.T.)	7.11 "	10.40 "	3.25 "	
Lv North Platte (M.S.T.)	6.12 "	9.50 "	2.35 "	
" Sidney	7.55 "	12.13 "	5.25 "	
Ar Cheyenne	9.41 "	2.20 "	7.50 "	
Lv Cheyenne	9.51 "	2.30 "	8.10 "	
" Laramie	11.12 "	4.00 "	10.05 MON	
" Rawlins	12.59 "	6.17 "	1.10 TUE	
" Rock Springs		8.00 "	4.12 "	
Ar Green River	3.11 "	9.00 "	4.40 "	
Lv Green River	3.20 "	9.10 "	5.00 "	
" Evanston	5.01 "	11.17 MON	7.30 "	
Ar Ogden (M.S.T.)	6.35 MON	1.03 TUE	9.30 TUE	
Lv Salt Lake City (M.S.T.)		11.55 MON	4.50 TUE	
Southern Pacific				
Lv Ogden (M.S.T.)	6.45 MON	1.18 TUE	10.15 TUE	
" Reno (P.S.T.)	2.27 TUE	11.11 "	10.50 TUE	
" Truckee		12.09 "	12.01 WED	
Ar Sacramento	6.55 "	4.10 "	5.05 "	
Lv Sacramento	7.00 "	4.15 "	5.25 "	
Ar Berkeley	8.28 "	6.01 "	7.46 "	
" Oakland (16th St.)	8.38 "	6.12 "	7.58 "	
" Oakland Pier	8.45 "	6.20 "	8.05 "	
Ar San Francisco (P.S.T.)	9.15 TUE	6.50 TUE	8.50 WED	

### Equipment for Page 8

★ **NO. 101—Streamliner CITY OF SAN FRANCISCO—Daily—Extra Fare**  
Cars from Chicago run via C. & N. W. to Omaha; U. P. to Ogden; S. P. to San Francisco.  
Club Car @.....Chicago to San Francisco (Valet, radio).  
Standard Sleeping Cars...Chicago to San Francisco—Drawing-rooms, Compts., Bedrooms, Roomettes, Sections (7 cars).  
Reclining Seat Coaches...Chicago to San Francisco—(all seats reserved).  
Coffee Shop Dining Car...A la carte and club or table d'hote service.  
Main Dining Car.....A la carte and club or table d'hote service.

★ **NO. 27—SAN FRANCISCO OVERLAND—DAILY**  
Pullmans and reserved seat coaches, no extra fare, Chicago to San Francisco.  
Cars from Chicago run via C. & N. W. to Omaha; U. P. to Ogden; S. P. to San Francisco.  
Club Lounge Car @.....Chicago to San Francisco (Barber, valet, radio).  
Standard Sleeping Cars...New York to San Francisco—10 Sections, Drawing room, Compartments (P.R.R. No. 79 to Chicago).  
New York to San Francisco—8 Sec., D.R., Compts. (N.Y.C. No. 59 to Chicago).  
Chicago to San Francisco—2 Drawing-rooms, 4 Compartments, 4 Double Bedrooms.  
Chicago to San Francisco—6 Sections, 6 Roomettes, 4 Double Bedrooms.  
Salt Lake City to San Francisco—10 Sections, D. R., Compts. (No. 33 to Ogden).  
Reclining Seat Coaches...Chicago and Omaha to San Francisco (3 cars—48 seats each—all reserved).  
Dining Car.....A la carte and club or table d'hote service.

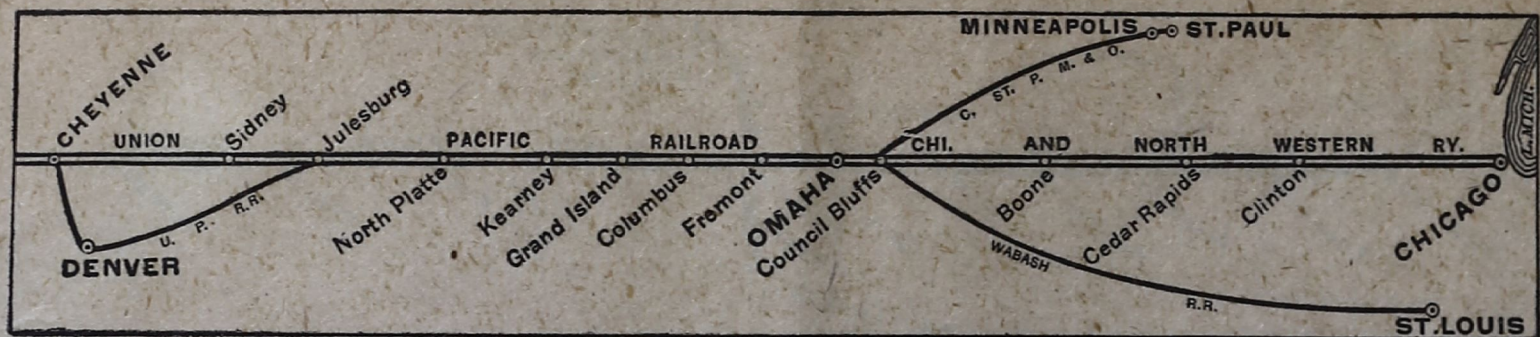
★ **NO. 23—GOLD COAST—DAILY**  
Cars from Chicago run via C. & N. W. to Omaha; U. P. to Ogden; S. P. to San Francisco.  
Lounge Car @.....Chicago to San Francisco.  
Standard Sleeping Cars...Chicago to San Francisco—12 Sections, D. R. St. Louis via Omaha to San Francisco—12 Sections D. R. (Wab. 11 to Omaha).  
Ogden to San Francisco—12 Sections, D.R.  
Ogden to San Francisco—12 Sections, D.R. (from Kansas City and Denver).  
Reclining Seat Coaches...Chicago to San Francisco.  
Omaha to Ogden.  
Dining Car.....A la carte and club or table d'hote service.

### IMPORTANT NOTICE

Union Pacific trains operate on Pacific Standard Time in California, but California cities observe Daylight Saving Time.

### Footnotes for Page 8

- ⊗ Club and lounge cars are for the exclusive use of standard sleeping car passengers.
- ⊠ Conditional stop; see Table 1.
- Extra fare train; see tables 1 and 2.
- Runs via Borie Cut-off; not via Cheyenne.
- (f) Stops only on signal.
- ★ Regularly assigned through cars air-conditioned.
- (E.S.T.) Eastern standard time. (C.S.T.) Central standard time.
- (M.S.T.) Mountain standard time. (P.S.T.) Pacific standard time.
- Time from 12:01 midnight to 12:00 noon shown in light face type.
- Time from 12:01 noon to 12:00 midnight shown in heavy face type.**



## SAN FRANCISCO to CHICAGO, ST. LOUIS, and NEW YORK via Omaha

Table B Condensed Schedules All Trains Daily	Streamliner City of San Francisco 102 Daily Example	San Francisco Overland 28 Daily Example	Gold Coast 24 Daily Example
<b>Southern Pacific</b>			
Lv San Francisco (P.S.T.)	5.00 SUN	11.00 SUN	7.00 SUN
" Oakland Pier	5.30 "	11.30 "	7.35 "
" Oakland (16th St.)	5.37 "	11.38 "	7.44 "
" Berkeley	5.45 "	11.47 "	7.54 "
Ar Sacramento	7.13 "	1.35 "	10.20 "
Lv Sacramento	7.18 "	1.40 "	10.40 SUN
" Truckee		5.40 "	f 3.30 MON
" Reno (P.S.T.)	11.62 SUN	6.40 SUN	4.45 "
Ar Ogden (M.S.T.)	9.40 MON	6.25 MON	6.00 MON
<b>Union Pacific</b>			
Ar Salt Lake City (M.S.T.)		8.00 MON	10.15 MON
Lv Ogden (M.S.T.)	9.55 MON	6.45 MON	7.00 MON
Ar Evanston	11.27 "	8.38 "	9.04 "
Lv Green River	1.05 "	10.30 "	11.00 "
Lv Rock Springs	1.10 "	10.40 "	11.10 "
" Rawlins	3.24 "	1.25 "	2.23 MON
" Laramie	5.18 "	3.45 "	5.20 "
Ar Cheyenne	6.30 "	5.05 "	7.00 "
Lv Cheyenne	6.40 "	5.20 "	7.30 "
" Sidney	8.02 "	7.03 "	9.35 "
Ar North Platte (M.S.T.)	9.45 "	8.55 "	11.59 "
Lv North Platte (C.S.T.)	10.48 MON	10.05 "	1.10 "
" Kearney			3.10 "
" Grand Island	12.38 TUE	12.20 TUE	4.20 "
" Columbus			5.23 "
" Fremont			6.23 "
Ar Omaha	2.50 TUE	3.00 TUE	7.30 TUE
<b>C. &amp; N. W.</b>			
Lv Omaha	3.00 TUE	3.40 TUE	7.50 TUE
Lv Council Bluffs		3.55 "	8.05 TUE
Ar Cedar Rapids	7.05 "	8.38 "	2.00 WED
Ar Clinton	8.25 "	10.05 "	3.50 "
Ar Chicago (C.S.T.)	10.45 TUE	1.00 TUE	7.30 WED
Lv Omaha (Wab.)			8.20 TUE
Ar St. Louis			7.55 WED
<b>C. &amp; N. W.</b>			
Lv Omaha		(204-9-204)	(202-1-202)
Ar Sioux City		9.00 TUE	10.25 TUE
Ar St. Paul		12.01 "	1.05 WED
Ar Minneapolis (C.S.T.)		7.40 "	7.45 "
Ar Minneapolis (C.S.T.)		8.15 TUE	8.20 WED
Lv Chicago (C.S.T.) N.Y.C.		8.30 TUE	
Ar New York (E.S.T.)		12.30 WED	
Lv Chicago (C.S.T.) Penn.R.R.		5.15 TUE	
Ar N. Phila., Pa. (E.S.T.)		10.13 WED	
Ar New York (E.S.T.)		11.45 WED	

These schedules effective September 26. Consult agent for earlier schedules prior to that date.

### Equipment for Page 9

**★ NO. 102—Streamliner CITY OF SAN FRANCISCO—Daily—Extra Fare**

Runs via S. P. to Ogden, and via C. & N. W. east of Omaha.  
 Club Car @..... San Francisco to Chicago—(Valet, radio).  
 Standard Sleeping Cars... San Francisco to Chicago—Drawing rooms, Compt., Bedrooms, Roomettes, Sections (7 cars).  
 Reclining Seat Coaches... San Francisco to Chicago—(all seats reserved).  
 Coffee Shop Dining Car... A la carte and club or table d'hote service.  
 Main Dining Car... A la carte and club or table d'hote service.

**★ NO. 28—SAN FRANCISCO OVERLAND—DAILY**

Pullman and reserved seat coaches, no extra fare, San Francisco to Chicago.  
 Runs via S. P. to Ogden, and via C. & N. W. east of Omaha.  
 Club Lounge Car @..... San Francisco to Chicago (Barber, valet, radio).  
 Standard Sleeping Cars... San Francisco to New York—10 Sections, Drawing-room, Compartments (P.R.R. No. 42 east of Chicago).  
 San Francisco to New York—8 Sections, D. R., Compartments (N.Y.C. No. 22 east of Chicago).  
 San Francisco to Chicago—2 Drawing-rooms, 4 Compartments, 4 Double Bedrooms.  
 San Francisco to Chicago—6 Sections, 6 Roomettes, 4 Double Bedrooms.  
 San Francisco to St. Louis—6 Sections, 6 Roomettes, 4 Double Bedrooms (U.P.-Wab. 10 east of Cheyenne).  
 San Francisco to Salt Lake City—10 Sections, D. R., Compts. (No. 30 south of Ogden).  
 West Yellowstone to Chicago—10 Sections, D. R., Compts. (Nos. 36-12 to Green River; summer season only).  
 Reclining Seat Coaches... San Francisco to Omaha and Chicago (3 cars—48 seats each—all reserved).  
 Dining Car... A la carte and club or table d'hote service.

**★ NO. 24—GOLD COAST—DAILY**

Runs via S. P. to Ogden, and via C. & N. W. east of Omaha.  
 Lounge Car @..... San Francisco to Chicago.  
 Standard Sleeping Cars... San Francisco to Chicago—12 Sections, D. R.  
 San Francisco to St. Louis via Omaha—12 Sections, D. R. (Wab. 14 east of Omaha).  
 San Francisco to Ogden—12 Sections, D. R.  
 San Francisco to Ogden—12 Sections, D. R. (for Denver and Kansas City).  
 Reclining Seat Coaches... San Francisco to Chicago.  
 Dining Car... A la carte and club or table d'hote service.

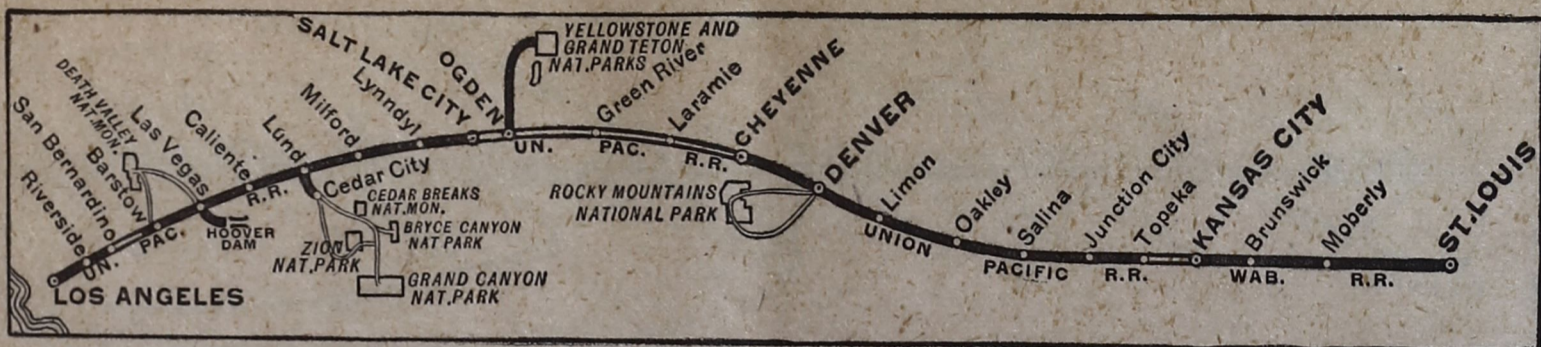
### IMPORTANT NOTICE

Union Pacific trains operate on Pacific Standard Time in California, but California cities observe Daylight Saving Time.

### Footnotes for Page 9

- ⊙ Club and lounge cars are for the exclusive use of standard sleeping car passengers.
- ⊠ Conditional stop; see Table 2.
- Runs via Borie cut-off; not via Cheyenne.
- Extra fare train; see tables 1 and 2.
- (f) Stops only on signal.

- ★ Regularly assigned through cars air-conditioned.
- (E.S.T.) Eastern standard time. (C.S.T.) Central standard time.
- (M.S.T.) Mountain standard time. (P.S.T.) Pacific standard time.
- Time from 12:01 midnight to 12:00 noon shown in light face type.
- Time from 12.01 noon to 12.00 midnight shown in heavy face type.**



**ST. LOUIS—KANSAS CITY—LOS ANGELES via Denver**

**Table No. D**  
Condensed Schedules  
All Trains Daily

Pony Express 37 Example	Stream-liner City of St. Louis-Utah 9-3 Example	Utahn-Stream-liner City of St. Louis-4-10 Example	Pony Express 38 Example
4.00 SU	4.00 SU	1.00 TU	7.30 WE
9.00 SU	9.00 SU	8.00 TU	11.55 TU
11.30 SU	9.30 SU	7.45 TU	11.50 TU
12.25 MO	10.38 SU	6.30 TU	10.50 TU
1.05 TU	11.27 SU	5.35 TU	9.10 TU
2.10 TU	11.55 SU	5.10 TU	8.35 TU
3.05 TU	12.45 MO	4.15 TU	7.10 TU
4.30 TU	2.55 AR	2.15 TU	4.40 TU
7.05 TU	2.00 AR	1.10 TU	3.35 TU
8.20 TU	3.12 AR	12.01 TU	1.53 TU
9.10 TU	7.40 AR	7.55 MO	8.50 TU
3.30 TU	8.00 AR	7.40 TU	7.45 TU
5.20 TU	10.20 AR	5.30 TU	Runs Via
6.07 MO	10.45 AR	4.50 TU	Borle
Via Borle	12.25 AR	3.25 TU	Cut-Off
Cut-Off	2.45 TU	1.03 TU	4.00 TU
9.05 MO	5.55 TU	10.20 TU	10.55 MO
11.45 MO	7.55 TU	8.01 TU	8.51 TU
2.45 TU	9.45 AR	6.05 TU	6.50 TU
4.55 TU	10.10 AR	5.40 TU	6.15 TU
6.35 TU	11.00 AR	4.50 TU	5.20 TU
7.15 TU	11.20 AR	4.30 TU	4.45 TU
8.10 TU	3.15 TU	12.35 MO	11.45 TU
9.10 TU	3.30 TU	11.50 SU	10.55 MO
2.40 TU	4.45 TU	10.15 SU	9.40 MO
3.30 TU	5.10 TU	12.00 MO	12.00 MO
4.45 TU	10.15 MO	5.10 MO	11.50 MO
5.05 TU	3.58 TU	11.50 SU	10.55 MO
8.45 TU	5.10 TU	8.45 TU	7.40 TU
2.05 WE	8.10 TU	5.45 TU	4.05 MO
4.25 TU	11.59 TU	1.33 TU	10.35 SU
5.05 TU	2.05 AR	11.25 TU	8.15 TU
6.40 TU	2.35 AR	11.00 TU	7.40 TU
7.15 WE	3.40 TU	9.55 TU	6.25 TU
7.25 WE	4.00 TU	9.30 SU	6.00 SU
8.00 TU	4.20 TU	8.55 SU	5.25 SU
7.55 TU	4.55 TU	8.20 TU	4.45 TU
7.40 TU	4.50 TU	8.25 TU	4.55 TU
8.15 WE	4.35 TU	8.35 TU	5.00 TU
	5.05 TU	8.00 SU	4.25 SU

**Footnotes for Page 12**

- ⊙ Club and lounge cars are for the exclusive use of standard sleeping car passengers.
- ★ Regularly assigned through cars air-conditioned. (f) Stops only on signal.
- ▲ Motor Bus between Lund and Cedar City. □ Conditional stop; see Table 24.
- ◆ Motor Bus connections with main line trains at East Los Angeles.
- (C.T.) Central time. (M.T.) Mountain time. (P.T.) Pacific time.
- Time from 12.01 midnight to 12.00 noon shown in light face type.
- Time from 12.01 noon to 12.00 midnight shown in heavy face type.

**IMPORTANT NOTICE**

Union Pacific trains operate on Pacific Standard Time in California, but California cities observe Daylight Saving Time.

**Equipment for Page 12**

- ★ **NO. 9-3—Streamliner CITY OF ST. LOUIS—UTAHN—DAILY**  
Wabash 9 to Kansas City; No. 9 to Cheyenne; No. 3 to Los Angeles.
- Club Lounge Car ⊙ . . . . . St. Louis to Los Angeles.
- Standard Sleeping Cars . . . . . St. Louis to Los Angeles—6 Sections, 6 Roomettes, 4 Double Bedrooms.
- St. Louis to Ogden—6 Sections, 6 Roomettes, 4 Double Bedrooms (S.P. No. 27 to San Francisco).
- St. Louis to Green River—10 Sections, D. R., Compt. (No. 11 to Portland).
- Kansas City to Denver—6 Sec., 6 Rmte., 4 Dbl. Bdrm.
- Cheyenne to Los Angeles—12 Sec., D. R. (No. 13 from Omaha).
- Salt Lake City to Cedar City—12 Sec., D. R., Compts. (No. 1 from Chicago—No. 301 beyond Lund; summer season only).
- Cedar City to Los Angeles—10 Sections, D.R., Compts. (No. 302 to Lund; last car September 14).
- Reserved Seat Coaches . . . . . St. Louis to Los Angeles (48 seats).
- St. Louis to Green River (48 seats—No. 11 to Portland).
- St. Louis to Cheyenne (2 cars—96 seats).
- Los Vegas to Los Angeles (not reserved).
- Dining Car . . . . . A la carte and club or table d'hote service.
- ★ **NO. 37—PONY EXPRESS—DAILY**
- Club Lounge Car ⊙ . . . . . Denver to Los Angeles.
- Standard Sleeping Cars . . . . . Kansas City to Los Angeles—12 Sections, D. R.
- Denver to Salt Lake City—12 Sections, D. R.
- Denver to Salt Lake City—6 Sections, 6 Roomettes, 4 Double Bedrooms.
- Salt Lake City to Los Angeles—10 Sections, 3 Double Bedrooms (No. 30 from Butte).
- Ogden to Los Angeles—12 Sections, D. R. (No. 21 from Chicago).
- Las Vegas to Los Angeles—8 Sec., D.R., 3 Dbl. Bdrms.
- Kansas City and Salt Lake City to Los Angeles.
- Kansas City to Ogden (S. P. No. 23 to San Francisco).
- Dining Car . . . . . A la carte and club or table d'hote service.
- ★ **NO. 4-10—UTAHN—Streamliner—CITY OF ST. LOUIS—DAILY**  
No. 4 to Cheyenne; No. 10 to Kansas City; Wabash 10 to St. Louis.
- Club Lounge Car ⊙ . . . . . Los Angeles to St. Louis.
- Standard Sleeping Cars . . . . . Los Angeles to St. Louis—6 Sections, 6 Roomettes, 4 Double Bedrooms.
- Los Angeles to Cheyenne—12 Sec., D. R. (No. 14 to Omaha).
- Los Angeles to Cedar City—10 Sections, D. R., Compts. (No. 301 Lund to Cedar City; summer season only).
- Cedar City to Salt Lake City—10 Sec., D. R., Compts. (No. 302 to Lund—No. 2 to Chicago; summer season only).
- Denver to Kansas City—6 Sections, 6 Roomettes, 4 Double Bedrooms.
- Green River to St. Louis—10 Sections, D. R., Compt. (No. 12 from Portland).
- Cheyenne to St. Louis—6 Sections, 6 Roomettes, 4 Double Bedrooms (No. 28 from San Francisco).
- Los Angeles to St. Louis (48 seats).
- Gr. River to St. Louis (48 seats—No. 12 from Portland).
- Cheyenne to St. Louis (2 cars—96 seats).
- Los Angeles to Las Vegas (not reserved).
- Dining Car . . . . . A la carte and club or table d'hote service.
- ★ **NO. 38—PONY EXPRESS—DAILY**
- Club Lounge Car ⊙ . . . . . Los Angeles to Denver.
- Standard Sleeping Cars . . . . . Los Angeles to Kansas City—12 Sections, D. R.
- Los Angeles to Las Vegas—8 Sec., D.R., 3 Dbl. Bdrms.
- Los Angeles to Ogden—12 Sec., D. R. (22 to Chicago).
- Los Angeles to Butte—10 Sec., 3 Double Bedrooms. (No. 29 north of Salt Lake City).
- Salt Lake City to Denver—12 Sections, D. R.
- Salt Lake City to Denver—6 Sections, 6 Roomettes, 4 Double Bedrooms.
- Ogden to Denver—12 Sections, D. R. (S.P. 24 from San Francisco).
- Reclining Seat Coaches . . . . . Los Angeles to Salt Lake City and Kansas City.
- Ogden to Kansas City (S.P. 24 from San Francisco).
- Dining Car . . . . . A la carte and club or table d'hote service.

# ST. LOUIS—KANSAS CITY—SAN FRANCISCO via Denver

		Pony Express-Gold Coast 37-23 Example		Streamliner City of St. Louis-Utah-San Francisco Overland 9-3-27 Example		<b>Table E</b> Condensed Schedules All Trains Daily		San Francisco Overland-Streamliner City of St. Louis 28-10 Example		Gold Coast-Pony Express 24-38 Example	
<b>Wabash</b>											
		4.00 SUN		4.00 SUN		LV	St. Louis (C.S.T.)	Mo.	Ar	1.00 TUE	7.30 WED
		9.00 SUN		9.00 SUN		LV	Kansas City	Mo.	Ar	8.00 TUE	11.55 TUE
		11.30 SUN		9.30 SUN		LV	Kansas City Union Pacific	Mo.	Ar	7.45 TUE	11.50 TUE
		12.25 MON		10.38 MON		LV	Lawrence	Kan.	Ly	6.30 " "	10.50 " "
		1.05 " "		11.27 " "		LV	Topeka	"	"	5.35 " "	9.10 " "
		2.10 " "		11.55 SUN		LV	Manhattan	"	"	6.10 " "	8.35 " "
		3.05 " "		12.45 MON		LV	Junction City	"	"	4.15 " "	7.45 " "
		3.37 " "		2.30 " "		LV	Abilene	"	"	2.30 " "	7.10 " "
		4.30 " "		2.55 " "		Ar	Sallina	"	Ly	2.15 " "	6.00 " "
		6.54 " "		2.00 " "		Ar	Hays	"	Ly	1.10 " "	4.40 " "
		8.05 " "		3.12 " "		Ar	Ellis (C.S.T.)	"	Ly	12.01 TUE	1.53 " "
		7.20 " "		4.02 " "		Ar	Ellis (M.S.T.)	"	Ly	11.15 MON	12.55 " "
		9.10 " "		6.01 " "		Ar	Oakley	Kan.	Ly	9.22 " "	10.32 " "
		10.23 " "		7.40 " "		Ar	Sharon Springs	"	Ly	7.55 " "	8.50 " "
		1.13 " "		8.00 " "		Ar	Limon	"	Ly	7.40 " "	7.45 " "
		3.30 " "		9.01 " "		Ar	Denver	Colo.	Ly	6.29 " "	6.19 TUE
		5.20 " "		10.01 " "		Ar	Denver	Colo.	Ly	5.30 " "	Cut-off
		6.07 " "		10.20 " "		Ar	LaSalle	"	Ly	5.05 " "	Via Borle
		6.17 MON		10.45 " "		Ar	Greeley	Colo.	Ly	3.45 " "	4.00 TUE
		No. 27		12.25 " "		Ar	Cheyenne	Wyo.	Ly	1.25 " "	1.38 TUE
		2.30 MON		2.45 " "		Ar	Cheyenne	Wyo.	Ly	1.45 " "	11.13 MON
		4.00 " "		5.01 " "		Ar	Laramie	"	Ly	10.40 " "	10.55 " "
		6.17 " "		5.55 " "		Ar	Rawlins	"	Ly	8.38 " "	8.51 " "
		9.10 " "		7.55 " "		Ar	Rock Springs	"	Ly	6.45 MON	6.50 MON
		11.17 MON		9.45 MON		Ar	Green River	"	Ly	8.00 MON	10.15 MON
		1.03 TUE		11.55 MON		Ar	Evanston	Wyo.	Ly	8.00 MON	10.15 MON
		11.55 MON		11.55 MON		Ar	Ogden (M.S.T.)	Utah	Ly	8.00 MON	10.15 MON
		4.50 TUE		11.55 MON		Ar	Ogden (M.S.T.)	Utah	Ly	8.00 MON	10.15 MON
		1.18 TUE		1.18 TUE		Ar	Ogden (M.S.T.)	Utah	Ly	6.25 MON	6.00 MON
		11.11 " "		11.11 TUE		Ar	Reno (P.S.T.)	Nev.	Ly	6.40 SUN	4.45 " "
		12.09 " "		12.09 WED		Ar	Truckee	Cal.	Ly	5.40 " "	f 3.30 MON
		4.15 " "		4.15 WED		Ar	Sacramento	"	Ly	1.40 " "	10.40 SUN
		6.01 " "		6.01 WED		Ar	Berkeley	"	Ly	11.47 " "	7.54 " "
		6.12 " "		6.12 WED		Ar	Oakland (16th St.)	"	Ly	11.38 " "	7.44 " "
		6.20 " "		6.20 WED		Ar	Oakland Pier	"	Ly	11.30 " "	7.35 " "
		6.50 TUE		6.50 WED		Ar	San Francisco (P.S.T.)	Cal.	Ly	11.00 SUN	7.00 SUN

**IMPORTANT NOTICE**  
 Union Pacific trains operate on Pacific Standard Time in California, but California cities observe Daylight Saving Time.

### Equipment for Page 13

★ **NO. 9-3-27—Streamliner—CITY OF ST. LOUIS—UTAH—SAN FRANCISCO OVERLAND—DAILY**

Wabash 9 to Kansas City; 9 to Cheyenne; 3 to Ogden; S. P. 27 to San Francisco.  
 Club Lounge Car Service ⊗ St. Louis to San Francisco.  
 Standard Sleeping Cars... St. Louis to San Francisco—6 Sections, 6 Roomettes, 4 Double Bedrooms.  
 St. Louis to Green River—10 Sections, D. R., Compt. (No. 11 to Portland).  
 St. Louis to Ogden—6 Sections, 6 Roomettes, 4 Double Bedrooms (No. 3 to Los Angeles).  
 Kansas City to Denver—6 Sections, 6 Roomettes, 4 Double Bedrooms.  
 Salt Lake City to San Francisco—10 Sections, D. R., Compts. (No. 33 to Ogden).  
 Reserved Seat Coaches... St. Louis to Ogden (No. 3 to Los Angeles)—48 seats.  
 St. Louis to Green River (No. 11 to Portland)—48 seats.  
 St. Louis to Cheyenne (2 cars—96 seats).  
 Cheyenne to San Francisco (through in No. 27 from Chicago).  
 Dining Car..... A la carte and club or table d'hote service.

★ **NO. 37-23—PONY EXPRESS—GOLD COAST—DAILY**

No. 37 to Ogden; S. P. No. 23 to San Francisco.  
 Lounge Car Service ⊗ Denver to San Francisco.  
 Standard Sleeping Cars... Kansas City to Ogden—12 Sections, D. R. (No. 37 to Los Angeles).  
 Kansas City to San Francisco—12 Sections, D. R.  
 Denver to San Francisco—12 Sections, D. R.  
 Denver to Ogden—12 Sections, D. R. (No. 37 to Salt Lake City).  
 Denver to Ogden—6 Sections, 6 Roomettes, 4 Double Bedrooms (No. 37 to Salt Lake City).  
 Ogden to San Francisco—12 Sections, D. R.  
 St. Louis via Omaha to San Francisco—12 Sec., D. R. (Wab. 11 to Omaha—No. 23 to San Francisco).  
 Reclining Seat Coach..... Kansas City to San Francisco.  
 Dining Car..... A la carte and club or table d'hote service.

★ **NO. 28-10—SAN FRANCISCO OVERLAND—Streamliner CITY OF ST. LOUIS—DAILY**

S. P. 28 to Ogden; 28 to Cheyenne; 10 to Kansas City; Wabash 10 to St. Louis.  
 Club Lounge Car Service ⊗ San Francisco to St. Louis.  
 Standard Sleeping Cars... San Francisco to St. Louis—6 Sections, 6 Roomettes, 4 Double Bedrooms.  
 San Francisco to Salt Lake City—10 Sections, D. R., Compts. (No. 30 south of Ogden).  
 Cheyenne to St. Louis—6 Sections, 6 Roomettes, 4 Double Bedrooms (No. 4 from Los Angeles).  
 Cheyenne to St. Louis—10 Sections, D. R., Compt. (Nos. 12-4 from Portland).  
 Denver to Kansas City—6 Sections, 6 Roomettes, 4 Double Bedrooms.  
 Reserved Seat Coaches... San Francisco to Cheyenne (No. 28 to Chicago).  
 Cheyenne to St. Louis (48 seats—4 cars—2 from Cheyenne, 1 each from Los Angeles and Portland).  
 Dining Car..... A la carte and club or table d'hote service.

★ **NO. 24-38—GOLD COAST—PONY EXPRESS—DAILY**

S. P. No. 24 to Ogden; No. 38 to Kansas City.  
 Lounge Car Service ⊗ San Francisco to Denver.  
 Standard Sleeping Cars... San Francisco to Denver—12 Sections, D. R.  
 Ogden to Kansas City—12 Sections, D. R. (No. 38 from Los Angeles).  
 Ogden to Denver—12 Sections, D. R. (No. 38 from Salt Lake City).  
 Ogden to Denver—6 Sections, 6 Roomettes, 4 Double Bedrooms (No. 38 from Salt Lake City).  
 San Francisco to Ogden—12 Sections, D. R.  
 San Francisco to Kansas City—12 Sections, D. R.  
 San Francisco to St. Louis via Omaha—12 Sec., D. R. (S.P. 24 to Ogden, U.P. 24 to Omaha, Wab. 14 to St. Louis).  
 Reclining Seat Coach..... San Francisco to Kansas City.  
 Dining Car..... A la carte and club or table d'hote service.

### Footnotes for Page 13

- ⊗ Club and lounge cars are for the exclusive use of standard sleeping car passengers.
- ⊕ Conditional stop; see Table 24.
- Conditional stop; see Table 30.
- ★ Regularly assigned through cars air-conditioned.

(C.S.T.) Central standard time. (M.S.T.) Mountain standard time. (P.S.T.) Pacific standard time.  
 Time from 12.01 midnight to 12.00 noon shown in light face type.  
 Time from 12.01 noon to 12.00 midnight shown in heavy face type.

**ST. LOUIS—KANSAS CITY—PORTLAND—SEATTLE via Denver**

		Pony Express-Portland Rose 37-17 Example	Streamliner City of St. L-Idahoan 9-3-11 Example	<b>Table F</b> Condensed Schedules All Trains Daily		Idahoan-Streamliner City of St. L 12-4-10 Example	Portland Rose-Pony Express 18-38 Example		
		4.00 SUN	4.00 SUN	Lv	St. Louis (Wabash) (C.S.T.) .Mo.	1.00 WED	7.30 WED		
		9.00 SUN	9.00 SUN	Ar	Kansas City	8.00 WED	11.55 TUE		
		11.30 SUN	9.30 SUN	Lv	Kansas City (Union Pacific) Mo.	7.45 WED	11.50 TUE		
		12.25 MON	10.38 " "	"	Lawrence . . . . . Kan.	6.30 " "	10.50 " "		
		1.05 " "	11.27 " "	"	Topeka . . . . . " "	5.35 " "	10.20 " "		
		2.10 " "	11.55 SUN	"	Manhattan . . . . . " "	5.10 " "	9.10 " "		
		3.05 " "	12.45 MON	"	Junction City . . . . . " "	4.15 " "	8.35 " "		
		4.30 " "	2.00 " "	Lv	Salina . . . . . " "	1.10 " "	7.10 " "		
		7.20 " "	3.12 " "	Ar	Ellis (M.S.T.) . . . . . " "	12.01 WED	3.55 " "		
		9.10 " "	7.40 " "	Lv	Oakley . . . . . Kan.	7.55 TUE	1.53 " "		
		9.30 " "	8.00 " "	Lv	Denver . . . . . Colo.	7.40 " "	8.50 " "		
		5.10 MON	10.20 " "	Ar	Denver . . . . . " "	5.30 " "	8.10 TUE		
		Via Borlie	10.45 " "	Lv	Cheyenne . . . . . Wyo.	4.50 " "	Via Borlie		
		Cut-off	12.25 " "	Ar	Cheyenne . . . . . " "	3.25 " "	Cut-off		
		8.50 MON	2.45 " "	Lv	Laramie . . . . . " "	1.03 " "	4.35 TUE		
		11.30 MON	6.00 " "	Lv	Rawlins . . . . . " "	10.20 " "	2.11 TUE		
		3.15 TUE	7.24 " "	Lv	Green River . . . . . " "	8.26 " "	11.30 MON		
		5.00 " "	11.15 MON	Ar	Kemmerer . . . . . Wyo.	4.20 TUE	9.50 " "		
		9.45 TUE		Lv	Pocatello . . . . . Ida.		5.30 MON		
			7.30 TUE	Ar	West Yellowstone " "				
				Lv	West Yellowstone " "				
			7.30 MON	Ar					
				Lv					
			10.15 TUE	Ar	Pocatello . . . . . " "	3.55 TUE	5.05 MON		
			11.35 " "	Lv	Minidoka . . . . . " "	2.42 " "	3.50 " "		
			12.35 TUE	Ar	Shoshone . . . . . " "	1.42 TUE	2.50 MON		
			12.45 TUE	Lv	Shoshone . . . . . " "	1.30 TUE	2.45 MON		
			3.15 TUE	Ar	Sun Valley (Ketchum) . . . . . " "	11.00 MON	12.15 MON		
				Lv	Sun Valley (Ketchum) . . . . . " "	4.25 TUE	5.30 MON		
			10.00 TUE	Ar	Shoshone . . . . . " "	1.55 TUE	3.00 MON		
			12.30 TUE	Lv	Shoshone . . . . . " "	1.42 TUE	2.50 MON		
			3.45 " "	Ar	Boise . . . . . Ida.	10.35 MON	11.50 " "		
			6.35 " "	Lv	Huntington (M.S.T.) . . . . . Ore.	7.50 " "	9.05 " "		
			5.50 " "	Ar	Huntington (P.S.T.) . . . . . " "	6.40 " "	7.55 " "		
			7.25 TUE	Lv	Baker . . . . . " "	5.15 " "	6.30 " "		
			12.10 WED	Ar	Pendleton . . . . . " "	1.30 " "	2.25 MON		
			4.00 " "	Lv	The Dalles . . . . . " "	10.20 " "	11.15 SUN		
			4.40 " "	Ar	Hood River . . . . . " "	9.40 " "	10.38 " "		
			6.30 WED	Lv	Portland . . . . . Ore.	8.10 MON	9.10 SUN		
			8.30 WED	Ar	Portland . . . . . Wash.	6.45 MON	8.45 SUN		
			12.35 " "	Lv	Tacoma . . . . . Wash.	1.00 MON	5.10 " "		
			2.00 WED	Ar	Seattle (P.S.T.) . . . . . Wash.	11.30 SUN	4.00 SUN		

**Equipment for Page 14**

★ **NO. 9-3-11—Streamliner CITY OF ST. LOUIS—IDAHOAN—DAILY**  
Wabash 9 to Kansas City; 9 to Cheyenne; 3 to Green River; 11 to Portland.  
Club Lounge Car Service ⊗ .St. Louis to Portland.  
Standard Sleeping Cars . . . . .St. Louis to Portland—10 Sections, D. R., Compt.  
St. Louis to Green River—6 Sections, 6 Roomettes, 4 Double Bedrooms (No. 3 to Los Angeles).  
St. Louis to Green River—6 Sections, 6 Roomettes, 4 Double Bedrooms (Nos. 3-27 to San Francisco).  
Kansas City to Denver—6 Sec., 6 Rmttes, 4 Dbl. Bdrms.  
Cheyenne to West Yellowstone—10 Sections, D. R., Compts. (No. 1-3 from Chicago; 35 beyond Pocatello; summer season only).  
Pocatello to Portland—12 Sections, D. R. (No. 31 from Salt Lake City).  
Pocatello to Boise—10 Sections, D. R., Compt. (No. 31 from Salt Lake City).  
Reclining Seat Coaches . . . . .St. Louis to Portland (48 seats—all reserved).  
St. Louis to Green River (for Los Angeles—48 seats—all reserved).  
St. Louis to Cheyenne (2 cars—48 seats each—all reserved).  
Green River to Portland (not reserved).  
Pocatello to Portland (No. 31 from Salt Lake City—not reserved).  
Dining Car . . . . .A la carte and club or table d'hote service.

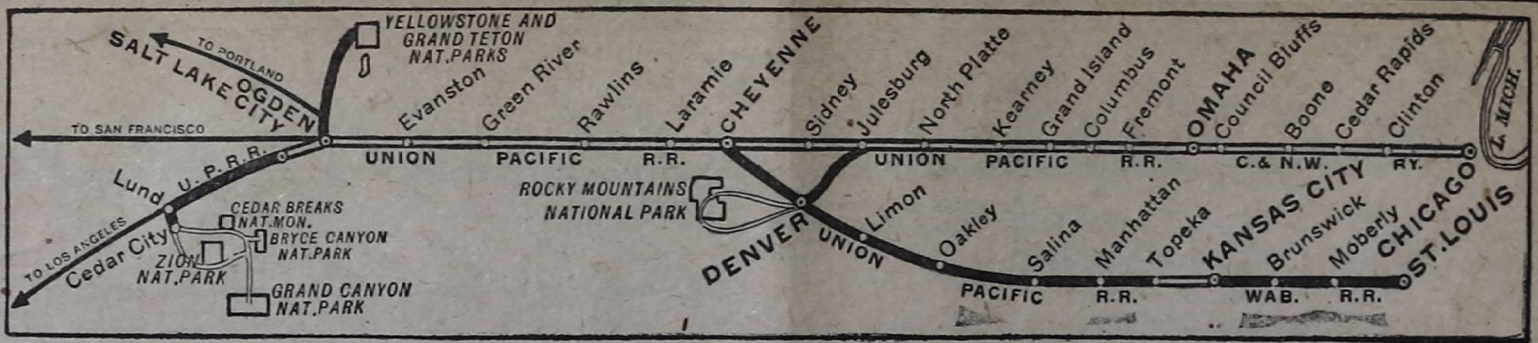
★ **NO. 37-17—PONY EXPRESS—PORTLAND ROSE—DAILY**  
No. 37 to Denver; No. 17 to Portland.  
Club Lounge Car ⊗ . . . . .Green River to Portland.  
Standard Sleeping Cars . . . . .Kansas City to Denver—12 Sec., D. R. (No. 37 to L.A.).  
Denver to Portland—10 Sections, 3 Double Bedrooms.  
Denver to Portland—10 Sections, 2 Drawing-rooms.  
Kansas City to Seattle—12 Sections, D. R. (No. 457 north of Portland).  
Reclining Seat Coaches . . . . .Kansas City to Portland.  
Denver to Pendleton (No. 66 to Spokane).  
Dining Car . . . . .A la carte and club or table d'hote service.

★ **NO. 12-4-10—IDAHOAN—Streamliner CITY OF ST. LOUIS—DAILY**  
No. 12 to Green River; No. 4 to Cheyenne; No. 10 to Kansas City; Wabash 10 to St. Louis.  
Club Lounge Car Service ⊗ .Portland to St. Louis.  
Standard Sleeping Cars . . . . .Portland to St. Louis—10 Sections, D. R., Compt.  
Green River to St. Louis—6 Sections, 6 Roomettes, 4 Double Bedrooms (No. 4 from Los Angeles).  
Cheyenne to St. Louis—6 Sections, 6 Roomettes, 4 Double Bedrooms (No. 28 from San Francisco).  
Denver to Kans. City—6 Sec., 6 Rmttes, 4 Dbl. Bdrms.  
West Yellowstone to Green River—10 Sections, D. R., Compartments (No. 36 to Pocatello; No. 28 to Chicago; summer season only).  
Portland to Salt Lake City—12 Sections, D. R. (No. 32 south of Pocatello).  
Boise to Salt Lake City—10 Sections, D. R., Compt. (No. 32 south of Pocatello).  
Reclining Seat Coaches . . . . .Portland to St. Louis (48 seats—all reserved).  
Portland to Pocatello (No. 32 to Salt Lake City—not reserved).  
Portland to Cheyenne (not reserved).  
Green River to St. Louis (from Los Angeles—48 seats—all reserved).  
Cheyenne to St. Louis (2 cars—96 seats—all reserved).  
Dining Car . . . . .A la carte and club or table d'hote service.

★ **NO. 18-38—PORTLAND ROSE—PONY EXPRESS—DAILY**  
No. 18 to Denver; No. 38 to Kansas City.  
Club Lounge Car ⊗ . . . . .Portland to Green River.  
Standard Sleeping Cars . . . . .Portland to Denver—10 Sections, 3 Dbl. Bedrooms.  
Seattle to Kansas City—12 Sections, D. R. (No. 458 to Portland).  
Portland to Denver—10 Sections, 2 Drawing-rooms.  
Denver to Kans. C.—12 Sec., D. R., (No. 38 from L.A.).  
Reclining Seat Coaches . . . . .Portland to Kansas City.  
Pendleton to Denver (No. 65 from Spokane).  
Dining Car . . . . .A la carte and club or table d'hote service.

**Footnotes for Page 14**

- ★ Regularly assigned through cars air conditioned. □ Conditional stop; see Table 24.
- ⊗ Club and lounge cars are for the exclusive use of standard sleeping car passengers.
- West Yellowstone, Montana, is gateway to Yellowstone National Park. Service during summer season only, June 20 to September 11.
- ♦ Motor bus. This service is provided passengers arriving or departing Shoshone and holding through rail tickets to and from Ketchum and room reservations at Sun Valley.
- \* Daily train No. 457. □ Daily train No. 402.
- △ Daily train No. 401. • Daily train No. 458.



**CHICAGO — MINNEAPOLIS — OMAHA — DENVER**

Columbine 15 Daily Example		Stream-liner City of Denver 111 Daily Example	Table G Condensed Schedules All Trains Daily		Stream-liner City of Denver 112 Daily Example	Columbine 16 Daily Example
			C. & N. W. Chicago (C.S.T.)	Ar	9.35 MO	7.30 MO
			Omaha	Lv	1.45 MO	8.30 MO
			C. & N. W. Minneapolis (C.S.T.)	Ar		8.15 MO
			St. Paul	Lv		7.40 MO
			St. Louis	Lv		12.01 MO
			Omaha	Lv		9.00 MO
			Union Pacific Omaha (C.S.T.)	Ar	1.35 MO	6.50 MO
			Fremont	Lv	5.52 MO	5.16 MO
			Schuyler	Lv	5.16 MO	4.58 MO
			Columbus	Lv	12.23 MO	4.58 MO
			Central City	Lv		4.05 MO
			Grand Island	Lv	11.34 MO	3.40 MO
			Kearney	Lv	10.59 MO	2.35 MO
			Lexington	Lv		1.53 MO
			North Platte (CST)	Lv	9.50 MO	12.40 MO
			North Platte (MST)	Ar	8.47 MO	11.30 MO
			Ogallala	Lv		10.24 MO
			Julesburg	Lv	7.42 MO	9.50 MO
			Sterling	Lv	6.57 MO	8.18 MO
			Fort Morgan	Lv		7.11 MO
			La Salle	Lv	5.43 MO	6.02 MO
			Denver (M.S.T.)	Lv	5.00 MO	5.05 MO

**Equipment for Table G**

**★ NO. 111—Streamliner CITY OF DENVER—DAILY**  
Train runs via C. & N. W. to Omaha; thence U. P.  
Club Lounge Car @ . . . . . Chicago to Denver.  
Observation Sleeping Car @ Chicago to Denver—6 Double Bedrooms.  
Standard Sleeping Cars . . . . . Chicago to Denver—Drawing-room, Compts., Bedrooms, Roomettes, Sections (4 cars).  
Reserved Seat Coaches . . . . . Chicago to Denver (2 cars).  
Dining Car . . . . . A la carte and club or table d'hote service.

**★ NO. 15—COLUMBINE—DAILY**  
Standard Sleeping Car . . . . . Omaha to Denver—12 Sections, 2 Double Bedrooms.  
Reclining Seat Coaches . . . . . Omaha to Denver (2 cars).  
Cafe Lounge . . . . . North Platte to Denver.

**★ NO. 112—Streamliner CITY OF DENVER—DAILY**  
Train runs via C. & N. W. east of Omaha .  
Club Lounge Car @ . . . . . Denver to Chicago.  
Observation Sleeping Car @ Denver to Chicago—6 Double Bedrooms.  
Standard Sleeping Cars . . . . . Denver to Chicago—Drawing-room, Compts., Bedrooms, Roomettes, Sections (4 cars).  
Reserved Seat Coaches . . . . . Denver to Chicago (2 cars).  
Dining Car . . . . . A la carte and club or table d'hote service.

**★ NO. 16—COLUMBINE—DAILY**  
Standard Sleeping Car . . . . . Denver to Omaha—12 Sections, 2 Double Bedrooms. (Occupancy until 7.30 a.m.)  
Reclining Seat Coaches . . . . . Denver to Omaha (2 cars).  
Cafe Lounge . . . . . Denver to North Platte.

**ST. LOUIS — KANSAS CITY — DENVER — SALT LAKE CITY**

Pony Express 37 Example	City of St. Louis-Utah 9-3 Example	Table H All Trains Daily. For Complete Schedules See Table 17		Utahn-City of St. Louis 4-10 Example	Pony Express 38 Example
		Wabash			
4.00 SU	4.00 SU	Lv St. Louis (C.S.T.)	Ar	1.00 MO	7.30 TU
9.00 SU	9.00 SU	Lv Kansas City	Lv	8.00 MO	11.55 MO
		Union Pacific			
11.30 SU	9.30 SU	Lv Kansas City	Ar	7.45 MO	11.50 MO
11.38 SU		Lv Kansas City Kans.	Lv		
12.25 MO		Lv Lawrence	Lv		
1.05 MO	10.38 MO	Topeka	Lv	6.30 MO	10.50 MO
2.10 MO	11.27 MO	Manhattan	Lv	5.35 MO	9.10 MO
2.35 MO		Fort Riley	Lv		
3.05 MO	11.55 SU	Junction City	Lv	5.10 MO	8.35 MO
3.37 MO		Abilene	Lv		7.45 MO
		Solomon	Lv		
4.30 MO	12.45 MO	Salina	Lv	4.15 MO	7.10 MO
6.54 MO	2.30 MO	Hays	Lv	2.30 MO	5.00 MO
8.05 MO	2.55 MO	Ar Ellis (C.S.T.)	Lv	2.15 MO	4.40 MO
9.10 MO	2.00 MO	Lv Ellis (M.S.T.)	Ar	1.10 MO	3.35 MO
12.50 MO	3.12 MO	Oakley	Lv	12.01 MO	1.53 MO
1.13 MO	5.42 MO	Hugo	Lv	9.40 MO	10.58 MO
3.30 MO	6.01 MO	Limon	Lv	9.22 MO	10.32 MO
5.20 MO	7.40 MO	Ar Denver	Lv	7.55 MO	8.50 MO
6.07 MO	8.00 MO	Lv Denver	Ar	7.40 MO	7.45 MO
Via Borlie	10.45 MO	La Salle	Ar		Via Borlie
9.05 MO	12.25 MO	Cheyenne	Ar	4.50 MO	4.00 MO
11.45 MO	2.45 MO	Laramie	Lv	3.25 MO	4.00 MO
2.45 TU	5.55 MO	Rawlins	Lv	1.03 MO	1.38 MO
4.55 TU	7.55 MO	Green River	Lv	10.20 MO	10.55 SU
6.35 TU	9.45 MO	Evanston	Lv	8.01 MO	8.51 MO
8.10 TU	11.00 MO	Ogden	Lv	6.05 MO	6.50 MO
		Ar Salt Lake City (MST)	Lv	4.50 MO	5.20 MO

**Equipment for Table H**

**★ NO. 9-3—Streamliner CITY OF ST. LOUIS—UTAHN—DAILY**  
Wabash 9 to Kansas City; U. P. 9 to Cheyenne; 3 to Salt Lake City.  
Club Lounge Car @ . . . . . St. Louis to Salt Lake City.  
Standard Sleeping Cars . . . . . St. Louis to Salt Lake City—6 Sections, 6 Roomettes, 4 Double Bedrooms (for Los Angeles).  
Reserved Seat Coaches . . . . . St. Louis to Cheyenne (2 cars—48 seats each).  
St. Louis to Salt Lake City (for Los Angeles).  
Dining Car . . . . . A la carte and club or table d'hote service.

**★ NO. 37—PONY EXPRESS—DAILY**  
Club Lounge Car @ . . . . . Denver to Salt Lake City.  
Standard Sleeping Cars . . . . . Kansas City to Salt Lake—12 Sec., D.R. (for L. A.).  
Denver to Salt Lake—6 Sec., 6 Rmtte., 4 Dbl. Bdrm.  
Denver to Salt Lake City—12 Sections, D. R.  
Coach . . . . . Kansas City to Salt Lake City (for Los Angeles).  
Dining Car . . . . . A la carte and club or table d'hote service.

**★ NO. 4-10—UTAHN—Streamliner CITY OF ST. LOUIS—DAILY**  
U. P. 4 to Cheyenne; 10 to Kansas City; Wabash 10 to St. Louis.  
Club Lounge Car @ . . . . . Salt Lake City to St. Louis.  
Standard Sleeping Cars . . . . . Salt Lake City to St. Louis—6 Sections, 6 Roomettes, 4 Double Bedrooms (from Los Angeles).  
Denver to Kansas City—6 Sec., 6 Rmtte., 4 Dbl. Bdrm.  
Reserved Seat Coaches . . . . . Salt Lake City to St. Louis (from Los Angeles—48 seats).  
Cheyenne to St. Louis (2 cars—48 seats each).  
Dining Car . . . . . A la carte and club or table d'hote service.

**★ NO. 38—PONY EXPRESS—DAILY**  
Club Lounge Car @ . . . . . Salt Lake City to Denver.  
Standard Sleeping Cars . . . . . Salt Lake to Denver—6 Sec., 6 Rmtte., 4 Dbl. Bdrm.  
Salt Lake City to Denver—12 Sections, D.R.  
Salt Lake to Kansas City—12 Sec., D.R. (from L. A.).  
Reclining Seat Coach . . . . . Salt Lake City to Kansas City (from Los Angeles).  
Dining Car . . . . . A la carte and club or table d'hote service.

**Footnotes for Page 15**  
 @ Club and lounge cars are for the exclusive use of standard sleeping car passengers.  
 ★ Regularly assigned through cars air-conditioned.  
 (C.S.T.) Central Standard time. (M.S.T.) Mountain Standard time.  
 Time from 12.01 midnight to 12.00 noon shown in light face type.  
 Time from 12.01 noon to 12.00 midnight shown in heavy face type.  
 □ Conditional stop; see Tables 1 or 17. (f) Stops only on signal.



### CHICAGO — OMAHA — SPOKANE

No. 105 -Bus Example	No. 21-17- -66 Example	Table K Condensed Schedules All Trains Daily	No. 65-18- -22 Example	Bus- No. 106 Example
6.00 SUN	8.10 SUN	Lv Chicago (C.T.) C. & N. W. Ar	8.15 WED	11.50 TUE
2.20 MON	8.30 MON	Lv Omaha (Union Pacific) Ar	7.50 TUE	3.25 "
6.11 "	2.00 "	Ar North Platte (C.T.) Lv	1.25 "	11.38 TUE
5.14 "	1.10 "	Lv North Platte (M.T.) Ar	12.15 "	10.35 MON
8.53 "	6.25 MON	Lv Cheyenne Lv	7.55 TUE	7.35 "
6.40 "	10.15 TUE	Lv Pocatello Lv	5.30 MON	9.40 "
10.30 MON	3.45 "	Lv Boise Lv	11.50 "	5.45 "
12.20 TUE	6.35 "	Ar Huntington (M.T.) Lv	9.05 "	3.35 "
11.30 MON	5.50 "	Lv Huntington (P.T.) Ar	7.55 "	2.25 MON
3.50 TUE	11.40 TUE	Ar Pendleton Lv	2.25 "	9.45 SUN
9.00 TUE	12.30 WED	Lv Pendleton Ar	1.30 MON	9.30 SUN
	3.10 WED	Ar Wallula Lv	11.30 SUN	
	8.05 WED	Ar Yakima Lv	7.10 SUN	
10.32 TUE	5.30 WED	Ar Walla Walla Lv	9.45 SUN	7.56 SUN
	4.55 WED	Ar Ayer Lv	10.00 SUN	
4.05 TUE	8.25 WED	Ar Lewiston Lv	6.20 SUN	4.20 SUN
	9.15 WED	Ar Moscow Lv	5.45 SUN	
3.35 TUE	7.40 WED	Ar Spokane (P.T.) Lv	7.40 SUN	2.15 SUN

#### ★ NO. 21-17-66—PACIFIC—DAILY

No. 21 to Green River; No. 17 to Pendleton; No. 66 to Spokane.  
 Club Lounge Car Service ⊙ Chicago to Pendleton.  
 Standard Sleeping Cars... Chicago to Pendleton—12 Sections, D.R. (for Portland).  
 Pocatello to Spokane—12 Sections, D. R. (No. 33 from Salt Lake City).  
 Reclining Seat Coaches... Chicago to Pendleton (for Portland); Green River to Spokane (No. 17 from Denver).  
 Dining Car... A la carte and club or table d'hote service.

#### ★ NO. 65-18-22—PACIFIC—PORTLAND ROSE—DAILY

No. 65 to Pendleton; No. 18 to Green River; No. 22 to Chicago.  
 Club Lounge Car Service ⊙ Pendleton to Chicago.  
 Standard Sleeping Cars... Pendleton to Chicago—12 Sec., D.R. (from Portland).  
 Spokane to Pocatello—12 Sections, D. R. (No. 34 to Salt Lake City).  
 Reclining Seat Coaches... Spokane to Green River (No. 18 to Denver); Pendleton to Chicago (from Portland).  
 Dining Car... A la carte and club or table d'hote service.

#### ★ NO. 106—Streamliner CITY OF PORTLAND—DAILY

Bus to Pendleton; No. 106 to Chicago.  
 Club Lounge Car ⊙... Pendleton to Chicago (Barber, valet, bath, radio).  
 Standard Sleeping Cars... Pendleton to Chicago—Drawing rooms, Compts., Bed-rooms, Roomettes, Sections.  
 Reclining Seat Coaches... Pendleton to Chicago—(all seats reserved).  
 Coach Lounge Car... Pendleton to Chicago.  
 Coffee Shop Dining Car... A la carte and club or table d'hote service.  
 Dining Car... A la carte and club or table d'hote service.

#### Equipment for Table K

★ NO. 105—Streamliner CITY OF PORTLAND—DAILY  
 No. 105 to Pendleton; Bus to Spokane.  
 Club Lounge Car ⊙... Chicago to Pendleton (Barber, valet, bath, radio).  
 Standard Sleeping Cars... Chicago to Pendleton—Drawing rooms, Compts., Bed-rooms, Roomettes, Sections.  
 Reclining Seat Coaches... Chicago to Pendleton—(all seats reserved).  
 Coach Lounge Car... Chicago to Pendleton.  
 Coffee Shop Dining Car... A la carte and club or table d'hote service.  
 Dining Car... A la carte and club or table d'hote service.

### ST. LOUIS — KANSAS CITY — SPOKANE

No. 37-17- -66 Example	Table L Condensed Schedules All Trains Daily	No. 65-18- -38 Example
4.00 SUN	Lv St. Louis (C.T.) Wabash Ar	7.30 WED
9.00 "	Ar Kansas City Lv	11.55 TUE
11.30 SUN	Lv Kansas City (Union Pacific) Ar	11.50 "
5.10 MON	Ar Denver (M.T.) Lv	8.10 TUE
10.15 TUE	Lv Pocatello Lv	5.30 MON
11.40 TUE	Ar Pendleton (P.T.) Lv	2.25 "
12.30 WED	Lv Pendleton Ar	1.30 "
2.25 "	Lv Umatilla Lv	12.20 MON
3.10 WED	Ar Wallula Lv	11.30 SUN
8.05 WED	Ar Yakima Lv	7.10 SUN
5.30 "	Ar Walla Walla Lv	9.45 "
3.30 "	Lv Wallula Ar	11.10 "
4.55 "	Ar Ayer Lv	10.00 "
8.25 "	Ar Lewiston Lv	6.20 "
9.15 "	Ar Moscow Lv	5.45 "
4.55 "	Lv Ayer Ar	10.00 "
7.08 "	Lv Cheney Lv	8.04 "
7.40 WED	Ar Spokane (P.T.) Lv	7.40 SUN

#### Equipment for Table L

#### ★ NO. 37-17-66—PONY EXPRESS—PORTLAND ROSE—DAILY

No. 37 to Denver; No. 17 to Pendleton; No. 66 to Spokane.  
 Club Lounge Car ⊙... Green River to Pendleton.  
 Standard Sleeping Cars... Denver to Pendleton—Sections, Double Bedrooms, Drawing-rooms (2 cars to Portland).  
 Kansas City to Pendleton—12 Sec., D. R. (for Seattle).  
 Pocatello to Spokane—12 Sections, D. R. (No. 33 from Salt Lake City).  
 Kansas City to Denver—12 Sec., D. R. (to Los Angeles).  
 Dining Car... Kansas City to Pendleton; Denver to Spokane.  
 A la carte and club or table d'hote service.

#### ★ NO. 65-18-38—PORTLAND ROSE—PONY EXPRESS—DAILY

No. 65 to Pendleton; No. 18 to Denver; No. 38 to Kansas City.  
 Club Lounge Car ⊙... Pendleton to Green River.  
 Standard Sleeping Cars... Spokane to Pocatello—12 Sec., D. R. (No. 34 to Salt Lake City).  
 Pendleton to Denver—Sections, Double Bedrooms, Drawing-rooms (2 cars from Portland).  
 Pendleton to Kans. City—12 Sec., D. R. (from Seattle).  
 Denver to Kansas City—12 Sec., D. R. (from Los Angeles).  
 Reclining Seat Coaches... Spokane to Denver.  
 Dining Car... Pendleton to Kansas City.  
 A la carte and club or table d'hote service.

#### Footnotes for Page 16

- ⊙ Club and lounge cars are for the exclusive use of standard sleeping car passengers.
- ★ Regularly assigned through cars air-conditioned.
- ♠ Via Overland Greyhound Bus north of Pendleton.

(C.T.) Central time, (M.T.) Mountain time, (P.T.) Pacific time.  
 Time from 12.01 midnight to 12.00 noon shown in light face type.  
 Time from 12.01 noon to 12.00 midnight shown in heavy face type.

# CHICAGO—ST. LOUIS—KANSAS CITY—WEST YELLOWSTONE—VICTOR

No. 1-3-9-11-35-47		Table O Summer Season All Trains Daily		No. 48-36-12-28-10	
Example				Example	
12.01	SUN	Lv Chicago (CST) C.&N.W.	Ar	1.00	TUE
9.00	SUN	Ar Omaha	Lv	3.40	"
11.00	SUN	Lv Omaha (Union Pacific)	Ar	3.00	TUE
10.10	MON	Ar Cheyenne (M.S.T.)	Lv	5.20	MON
4.00	SUN	Lv St. Louis (C.S.T.) (Wab.)	Ar	1.00	TUE
9.00	"	Ar Kansas City	Lv	8.00	"
9.30	SUN	Lv Kansas City	Ar	7.45	TUE
7.40	MON	Ar Denver (M.S.T.)	Lv	7.55	MON
8.00	"	Lv Denver	Ar	7.40	"
10.20	MON	Ar Cheyenne	Lv	5.30	MON
10.45	MON	Lv Cheyenne (M.S.T.)	Ar	5.05	MON
5.25	"	Ar Green River	Lv	10.40	"
6.00	"	Lv Green River	Ar	9.50	"
11.15	MON	Ar Pocatello	Lv	4.20	"
1.55	TUE	Lv Pocatello	Ar	1.40	"
2.30	"	Lv Blackfoot	Lv	12.50	"
3.25	"	Lv Idaho Falls	Lv	12.05	MON
5.00	TUE	Ar Ashton	Lv	10.10	SUN
5.15	TUE	Lv Ashton	Ar	9.55	SUN
7.00	TUE	Ar Victor	Lv	8.15	SUN
7.30	TUE	Ar W.Yellowstone (M.S.T.)	Lv	7.30	SUN

★ NO. 1-3-11-35-47 (LOS ANGELES LIMITED—YEL'STONE SPECIAL)  
 ★ NO. 9-3-11-35-47 (—DAILY)  
 C. & N. W. No. 1 Chicago to Omaha; No. 3 Omaha to Green River; No. 9 St. Louis Cheyenne (Wabash east of Kansas City); No. 11 to Pocatello; No. 35 to Ashton and West Yellowstone; No. 47 Ashton to Victor.

Club Lounge Car Service @ Chicago and St. Louis to West Yellowstone.  
 Standard Sleeping Car... Chicago to West Yellowstone—10 Sec., D. R., Compts. St. Louis to W. Yellowstone—Sections and rooms (requires car to car change after leaving Cheyenne).  
 Coaches... Chicago to Cheyenne; St. Louis to Pocatello; Pocatello to West Yellowstone and Victor (all seats reserved from Chicago and St. Louis to Pocatello).  
 Dining Car... A la carte and club or table d'hote service.

★ NO. 48-36-12-10-28—YEL'STONE SPEC.—SAN FRAN. OV'LAND—Daily  
 No. 48 Victor to Ashton; No. 36 W. Yellowstone and Ashton to Pocatello; No. 12 to Green River; No. 28 to Chicago; No. 10 Cheyenne to St. Louis. C. & N. W. east of Omaha; Wabash east of Kansas City.

Club Lounge Car Service @ West Yellowstone to St. Louis and Chicago.  
 Standard Sleeping Cars... W. Yellowstone to Chicago—10 Sec., D. R., Compts. West Yellowstone to St. Louis—Sections and rooms (requires car to car change after leaving Pocatello).  
 Coaches... Victor and W. Yellowstone to Pocatello; Pocatello to Cheyenne and St. Louis; Cheyenne to Chicago (all seats reserved east of Pocatello).  
 Dining Car... A la carte and club or table d'hote service.

# LOS ANGELES—SALT LAKE CITY—WEST YELLOWSTONE—BUTTE

Yellowstone Special 38-29 35-47 Example	Northwest Special 33 Example	Butte Special 38-29 Example	Table R Condensed Schedules All Trains Daily		Butte Special 30-37 Example	Northwest Special 34-3 Example	Yellowstone Special 48-36 48-37 Example	
6.00	SU	6.00	Lv Los Angeles (P.S.T.)	Ar	7.15	TU	4.00	7.15
6.25	"	6.25	Ar East Los Angeles	"	6.40	"	3.40	6.40
7.40	"	7.40	Ar Riverside	Ar	5.05	"	2.35	5.05
8.05	"	8.05	Ar San Bernardino	Lv	4.35	"	2.10	4.35
8.15	"	8.15	Lv San Bernardino	Ar	4.25	"	2.05	4.25
10.35	SU	10.35	Ar Barstow	"	2.05	TU	11.59	2.05
3.45	MO	3.45	Ar Las Vegas	Lv	8.45	MO	8.10	8.45
4.05	"	4.05	Lv Las Vegas	Ar	8.25	"	7.55	8.25
7.40	"	7.40	Ar Caliente (P.S.T.)	Lv	5.05	"	5.10	5.05
10.55	"	10.55	Lv Lund (M.S.T.)	"	3.30	"	3.58	3.30
11.35	"	11.35	Ar Milford	Lv	2.40	"	3.15	2.40
11.45	"	11.45	Lv Milford	Ar	2.30	"	3.05	2.30
1.35	"	1.35	Ar Lynndyl	Lv	12.25	"	1.37	12.25
1.45	"	1.45	Lv Lynndyl	Ar	12.15	"	1.35	12.15
4.45	"	4.45	Ar Salt Lake City	Lv	9.10	"	11.20	9.10
8.00	"	11.55	Lv Salt Lake City	Ar	8.00	"	10.15	8.00
9.05	"	12.55	Ar Ogden	Lv	7.00	"	9.15	7.00
9.35	MO	1.25	Lv Ogden	Ar	6.35	"	8.55	6.35
1.10	TU	5.05	Ar Pocatello	Lv	3.15	"	5.35	3.15
1.55	"	6.40	Lv Pocatello	Ar	2.40	"	4.55	1.40
2.30	"	6.33	Ar Blackfoot	Lv	1.57	"	4.10	12.50
3.75	TU	7.25	Lv Idaho Falls	Lv	1.10	MO	3.25	12.05
3.25	TU	7.30	Lv Idaho Falls	Ar	3.10	SU	11.45	SU
4.27	"	8.35	Ar St. Anthony	Lv	1.58	"	10.34	"
5.00	TU	9.05	Ar Ashton	Lv	1.35	"	10.10	SU
5.15	TU	9.10	Lv Ashton	Ar	1.30	"	9.55	SU
7.00	TU	11.05	Ar Victor	Lv	11.40	SU	8.15	SU
7.30	TU		Ar West Yellowstone	Lv			7.30	SU
7.25	MO	3.10	Lv Idaho Falls	Ar	1.10	MO	3.25	SU
8.44	"	4.32	Lv Dubois	Lv	11.45	SU	1.50	"
9.05	"	4.53	Lv Spencer	"	11.22	"	1.25	"
10.05	"	5.55	Ar Lima	Lv	10.30	"	12.30	"
10.15	"	6.05	Lv Lima	Ar	10.15	"	12.15	"
10.52	"	6.47	Lv Armstead	Lv	9.33	"	11.35	"
11.50	"	7.23	Lv Dillon	"	8.58	"	10.57	"
12.39	"	8.10	Lv Melrose	"	8.03	"	10.05	"
1.40	"	9.10	Ar Silver Bow	"	7.05	"	9.10	"
2.00	MO	9.30	Ar Butte (M.S.T.)	Lv	6.45	SU	8.50	SU

### Footnotes for Page 17

- ⊗ Club and lounge cars are for the exclusive use of standard sleeping car passengers.
- ★ Regularly assigned through cars air-conditioned.
- (f) Stops only on signal.
- Meal stop.
- Operates only during Yellowstone Park season, June 20 to September 11.
- (C.S.T.) Central standard time, (M.S.T.) Mountain standard time, (P.S.T.) Pacific standard time.

Time from 12.01 midnight to 12.00 noon shown in light face type.

Time from 12.01 noon to 12.00 midnight shown in heavy face type.

### Equipment for Table R

★ NO. 38-29—PONY EXPRESS—BUTTE SPECIAL—DAILY  
 No. 38 to Salt Lake City; No. 29 to Butte.  
 Club Lounge Car @ Los Angeles to Salt Lake City.  
 Standard Sleeping Cars... Los Angeles to Butte—10 Sections, 3 Double Bedrms. Salt Lake City to Butte—12 Sections, D. R.  
 Reclining Seat Coaches... Los Angeles to Salt Lake City; Salt Lake City to Butte.  
 Dining Car... A la carte and club or table d'hote service.

★ NO. 33—NORTHWEST SPECIAL—DAILY—Salt Lake City to Butte.  
 Standard Sleeping Car... Salt Lake City to Pocatello—12 Sections, D. R. (No. 17-66 Pocatello to Spokane—open 9:30 p.m.)  
 Reclining Seat Coaches... Salt Lake City to Butte.  
 Salt Lake City to Victor (No. 45 beyond Idaho Falls).

★ NO. 38-29-35-47—PONY EXPRESS—YEL'STONE SPECIAL—DAILY  
 No. 38 to Salt Lake City; No. 29 to Butte; No. 35 Pocatello to Ashton and West Yellowstone; No. 47 Ashton to Victor.  
 (Summer Season Service)  
 Club Lounge Car Service @ Los Angeles to West Yellowstone.  
 Standard Sleeping Cars... Los Angeles to Butte—10 Sections, 3 Double Bedrooms. Salt Lake City to Butte—12 Sections, D. R. Salt Lake City to West Yellowstone—6 Compts., 3 D.R. Salt Lake City to West Yellowstone—14 Sections.  
 Reclining Seat Coaches... Los Angeles to Salt Lake City; Salt Lake City to Butte. Pocatello to West Yellowstone and Victor.  
 Dining Car... A la carte and club or table d'hote service.

★ NO. 30-37—BUTTE SPECIAL—PONY EXPRESS—DAILY  
 No. 30 to Salt Lake City; No. 37 to Los Angeles.  
 Club Lounge Car @ Salt Lake City to Los Angeles.  
 Standard Sleeping Cars... Butte to Los Angeles—10 Sec., 3 Double Bedrooms. Butte to Salt Lake City—12 Sections, D. R.  
 Reclining Seat Coaches... Butte to Salt Lake City. Salt Lake City to Los Angeles.  
 Dining Car... Butte to Pocatello; Salt Lake City to Los Angeles.

★ NO. 34-3—NORTHWEST SPECIAL—DAILY  
 No. 34 to Salt Lake City; No. 3 to Los Angeles.  
 Standard Sleeping Cars... Pocatello to Salt Lake City—12 Sec., D. R. (No. 65-18 from Spokane). Salt Lake City to Los Angeles—Drawing-room, Bedrooms, Roomettes, Sections.  
 Reclining Seat Coaches... Butte to Salt Lake City. Victor to Salt Lake City (No. 46 to Idaho Falls). Salt Lake City to Los Angeles.  
 Dining Car... Pocatello to Ogden; Salt Lake City to Los Angeles.

★ NO. 48-36-30-37—YEL'STONE SPECIAL—PONY EXPRESS—DAILY  
 No. 48 Victor to Ashton; No. 36 W. Yellowstone and Ashton to Pocatello; No. 30 to Salt Lake City; No. 37 to Los Angeles.  
 (Summer Season Service)  
 Club Lounge Car Service @ West Yellowstone to Los Angeles.  
 Standard Sleeping Cars... Butte to Los Angeles—10 Sections, 3 Double Bedrooms. Butte to Salt Lake City—12 Sections, D. R. West Yellowstone to Salt Lake City—14 Sections. West Yellowstone to Salt Lake City—6 Compts. 3 D.R.  
 Reclining Seat Coaches... Victor and W. Yellowstone to Pocatello; Pocatello to Salt Lake City; Salt Lake City to Los Angeles.  
 Dining Car... Butte to Pocatello; Salt Lake City to Los Angeles.



### SALT LAKE CITY — BOISE — PENDLETON — SPOKANE

No. 33-17-66 Example	Table T Condensed Schedules All Trains Daily		No. 65-18-34 Example
11.55 SUN	Lv Salt Lake City (M.S.T.)	Ar	10.15 MON
1.25 MON	" Ogden	Ar	8.55 "
5.05 MON	Ar Pocatello	Lv	5.35 MON
10.15 MON	Lv Pocatello	Ar	5.05 MON
11.35 "	" Minidoka	Lv	3.50 "
12.35 MON	Ar Shoshone	Lv	2.50 MON
3.15 MON	Ar Sun Valley	Lv	12.15 MON
10.00 MON	Lv Sun Valley	Ar	5.30 MON
12.35 MON	Lv Shoshone	Ar	2.50 MON
3.45 "	Lv Boise	Lv	11.50 "
6.35 "	Ar Huntington (M.S.T.)	Lv	9.05 "
5.50 "	Lv Huntington (P.S.T.)	Ar	7.55 "
7.25 "	" Baker	Lv	6.30 "
9.00 "	" La Grande	"	5.10 "
11.40 MON	Ar Pendleton	Lv	2.25 MON
12.30 TUE	Lv Pendleton	Ar	1.30 MON
2.25 "	" Umatilla	Lv	12.20 MON
3.30 "	" Wallula	"	11.30 SUN
4.55 "	Ar Ayer	Lv	10.00 "
7.40 TUE	Ar Spokane (P.S.T.)	Lv	7.40 SUN

#### Equipment for Table T

- ★ **NO. 33-17-66—NORTHWEST SPECIAL—PORTLAND ROSE—DAILY**  
No. 33 to Pocatello; No. 17 to Pendleton; No. 66 to Spokane.  
Club Lounge Car @ . . . . . Pocatello to Pendleton.  
Standard Sleeping Car . . . . . Salt Lake City to Spokane—12 Sec., D.R. (open 9:30 p.m.).  
Reclining Seat Coaches . . . . . Salt Lake City to Pocatello; Pocatello to Spokane.  
Dining Car . . . . . Ogden to Pendleton.
- ★ **NO. 65-18-34—PORTLAND ROSE—NORTHWEST SPECIAL—DAILY**  
No. 65 to Pendleton; No. 18 to Pocatello; No. 34 to Salt Lake City.  
Club Lounge Car @ . . . . . Pendleton to Pocatello.  
Standard Sleeping Car . . . . . Spokane to Salt Lake City—12 Sections, Drawing-room.  
Reclining Seat Coaches . . . . . Spokane to Pocatello; Pocatello to Salt Lake City.  
Dining Car . . . . . Pendleton to Ogden.

### Los Angeles — Salt Lake City — Sun Valley

No. 38-33-17-S.V. Bus Example	Table V Condensed Schedules All Trains Daily		S.V. Bus-18-34-3 Example
6.00 SUN	Lv Los Angeles (P.S.T.)	Ar	4.00 MON
6.25 SUN	" East Los Angeles	"	3.40 "
4.05 MON	Lv Las Vegas (PT)	Ar	7.55 MON
4.45 MON	Ar Salt Lake City (MST)	Lv	11.20 SUN
11.55 MON	Lv Salt Lake City	Ar	10.15 SUN
1.25 TUE	Lv Ogden	Ar	8.55 "
5.05 TUE	Ar Pocatello	Lv	5.35 SUN
10.15 TUE	Lv Pocatello	Ar	5.05 SUN
12.35 "	Ar Shoshone	Lv	2.50 "
3.15 TUE	Ar Sun Valley (MST)	Lv	12.15 SUN

#### Equipment for Table V

- ★ **NO. 38-33-17-S.V. BUS—PONY EXPRESS—NORTHWEST SPECIAL—PORTLAND ROSE—SUN VALLEY BUS**  
No. 38 to Salt Lake City; No. 33 to Pocatello; No. 17 to Shoshone; Bus to Sun Valley.  
Club Lounge Car @ . . . . . Los Angeles to Salt Lake City; Pocatello to Shoshone.  
Standard Sleeping Cars . . . . . Los Angeles to Salt Lake City—Drawing-rooms, Bedrooms, Sections (3 cars).  
Salt Lake City to Shoshone—12 Sec., D.R. (open 9:30 p.m.) (for Spokane).  
Reclining Seat Coaches . . . . . Los Angeles to Salt Lake City (for Kansas City, Omaha and Chicago).  
Salt Lake City to Pocatello (for Butte and Victor).  
Pocatello to Shoshone.  
Dining Car . . . . . Los Angeles to Salt Lake City; Pocatello to Shoshone.
- ★ **S.V. BUS—NO. 18-34-3—SUN VALLEY BUS—PORTLAND ROSE—NORTHWEST SPECIAL—UTAHN**  
Bus to Shoshone; No. 18 to Pocatello; No. 34 to Salt Lake City; No. 3 to Los Angeles.  
Club Lounge Car @ . . . . . Shoshone to Pocatello; Salt Lake City to Los Angeles.  
Standard Sleeping Cars . . . . . Shoshone to Salt Lake City—12 Sec., D.R. (from Spokane).  
Salt Lake City to Los Angeles—Drawing-room Bedrooms, Sections (3 cars).  
Reclining Seat Coaches . . . . . Shoshone to Pocatello.  
Pocatello to Salt Lake City (from Victor and Butte).  
Salt Lake City to Los Angeles (from Kansas City, Chicago and Omaha).  
Dining Car . . . . . Shoshone to Pocatello; Pocatello to Ogden; Salt Lake City to Los Angeles.

NOTE—For Chicago and St. Louis—Sun Valley Service see Table C, pages 10 and 11, and Table F, page 14.

### SALT LAKE CITY — BOISE — PORTLAND — SEATTLE

No. 31-11-401 Example	No. 33-17-457 Example	Table U Condensed Schedules All Trains Daily		No. 458-18-34 Example	No. 402-12-32 Example
5.45 SUN	11.55 SUN	Lv Salt Lake City (M.S.T.)	Ar	10.15 MON	9.45 MON
7.20 "	1.25 MON	Lv Ogden	Ar	8.55 "	8.00 "
11.00 "	5.05 MON	Ar Pocatello	Lv	5.35 MON	4.30 MON
11.40 SUN	10.15 MON	Lv Pocatello	Ar	5.05 MON	3.55 MON
12.50 MON	11.35 "	" Minidoka	Lv	3.50 "	2.42 "
1.42 "	12.35 MON	Ar Shoshone	Lv	2.50 MON	1.42 MON
4.25 MON	3.15 MON	Ar Sun Valley	Lv	12.15 MON	11.00 SUN
11.00 SUN	10.00 MON	Lv Sun Valley	Ar	5.30 MON	4.25 MON
1.42 MON	12.35 MON	Lv Shoshone	Ar	2.50 MON	1.42 MON
4.55 "	3.45 "	Lv Boise	Lv	11.50 "	10.35 SUN
7.50 "	6.35 "	Ar Huntington (M.S.T.)	Lv	9.05 "	7.50 "
7.05 "	5.50 "	Lv Huntington (P.S.T.)	Ar	7.55 "	6.40 "
8.35 "	7.25 "	" Baker	Lv	6.30 "	5.15 "
10.05 "	9.00 MON	" La Grande	"	5.10 "	4.00 "
12.35 "	12.10 TUE	" Pendleton	"	2.25 MON	1.30 "
3.50 "	4.00 "	" The Dalles	"	11.15 SUN	10.20 "
6.15 MON	6.30 TUE	Ar Portland	Lv	9.10 SUN	8.10 SUN
11.30 MON	8.30 TUE	Lv Portland	Ar	8.45 SUN	6.45 SUN
5.00 TUE	12.35 "	Ar Tacoma	Lv	5.10 "	1.00 SUN
6.45 TUE	2.00 TUE	Ar Seattle (P.S.T.)	Lv	4.00 SUN	11.30 SAT

#### Equipment for Table U

- ★ **NO. 31-11-401—IDAHOAN—DAILY**  
No. 31 to Pocatello; No. 11 to Portland; No. 401 to Seattle.  
Club Lounge Car @ . . . . . Pocatello to Portland.  
Standard Sleeping Cars . . . . . Salt Lake City to Boise—10 Sections, D. R., Compartment (occupancy until 7:30 a.m.).  
Salt Lake City to Portland—12 Sections, D. R.  
Reclining Seat Coaches . . . . . Salt Lake to Portland; Portland to Seattle.  
Dining Car . . . . . A la carte and club or table d'hote service.
- ★ **NO. 33-17-457—NORTHWEST SPECIAL—PORTLAND ROSE—DAILY**  
No. 33 to Pocatello; No. 17 to Portland; No. 457 to Seattle.  
Club Lounge Car @ . . . . . Pocatello to Portland.  
Standard Sleeping Cars . . . . . Portland to Portland—10 Sections, 3 Double Bedrooms (from Denver).  
Pocatello to Portland—10 Sections, 2 Drawing-rooms. (from Denver).  
Pocatello to Seattle—12 Sec., D.R. (from Kansas City).  
Pocatello to Portland—12 Sec., D.R. (from Chicago).  
Salt Lake City to Pendleton—12 Sections, D. R. (No. 66 to Spokane).  
Reclining Seat Coaches . . . . . Salt Lake City to Pocatello; Pocatello to Portland; Portland to Seattle.  
Dining Car . . . . . A la carte and club or table d'hote service.
- ★ **NO. 458-18-34—PORTLAND ROSE—NORTHWEST SPECIAL—DAILY**  
No. 458 to Portland; No. 18 to Pocatello; No. 34 to Salt Lake City.  
Club Lounge Car @ . . . . . Portland to Pocatello.  
Standard Sleeping Cars . . . . . Portland to Pocatello—12 Sections, D.R. (for Chicago).  
Portland to Pocatello—10 Sections, 3 Double Bedrooms (for Denver).  
Portland to Pocatello—10 Sections, 2 Drawing-rooms. (for Denver).  
Seattle to Pocatello—12 Sec., D.R. (for Kansas City).  
Pendleton to Salt Lake City—12 Sections, D. R. (No. 65 from Spokane).  
Reclining Seat Coaches . . . . . Seattle to Portland; Portland to Pocatello; Pocatello to Salt Lake City.  
Dining Car . . . . . A la carte and club or table d'hote service.
- ★ **NO. 402-12-32—IDAHOAN—DAILY**  
No. 402 to Portland; No. 12 to Pocatello; No. 32 to Salt Lake City.  
Club Lounge Car @ . . . . . Portland to Pocatello.  
Standard Sleeping Cars . . . . . Portland to Salt Lake City—12 Sections, D. R.  
Boise to Salt Lake City—10 Sections, D. R., Compartment (open 9:30 p.m.).  
Reclining Seat Coaches . . . . . Seattle to Portland; Portland to Salt Lake City.  
Dining Car . . . . . A la carte and club or table d'hote service.

#### Footnotes for Page 18

- ⊗ Club and lounge cars are for the exclusive use of standard sleeping car passengers.
  - ★ Regularly assigned through cars air-conditioned.
  - ♦ Motor bus. This service is provided passengers arriving or departing Shoshone and holding through rail tickets to and from Ketchum and room reservations at Sun Valley. (M.S.T.) Mountain Standard time. (P.S.T.) Pacific Standard time.
- Time from 12.01 midnight to 12.00 noon shown in light face type.  
Time from 12.01 noon to 12.00 midnight shown in heavy face type.

**PORTLAND — WALLA WALLA — YAKIMA — LEWISTON — SPOKANE**

20-66 -74	20-63 -64-20	Table W All Trains Daily—(Pacific Standard Time)		19-64 -63-19	73-65 -19
9.20 SUN	9.20 SUN	Lv	Portland	Ar	7.30 MON
10.48	10.48	Lv	Hood River	Lv	5.40
11.25 SUN	11.25 SUN	Lv	The Dalles	Lv	5.00
12.39 MON	12.39 MON	Lv	Arlington	Lv	3.29
1.50	1.50	Ar	Umatilla	Ar	2.20
2.05	2.05	Lv	Walla Walla	Lv	2.05
2.45 MON	2.45 MON	Ar	Walla Walla	Ar	1.20 MON
↓	4.20	Lv	Walla Walla	Ar	10.50 SUN
↓	5.30	Ar	Walla Walla	Lv	9.45
↓	4.10	Lv	Walla Walla	Ar	10.50
↓	8.05	Ar	Yakima	Lv	7.10 SUN
3.30 MON	3.05	Lv	Walla Walla	Ar	12.59 MON
4.55	4.23 MON	Ar	Ayer	Lv	11.48 SUN
5.30	↓	Lv	Ayer	Ar	9.10
6.10	↓	Ar	Riparia	Lv	8.35
8.25 MON	↓	Ar	Lewiston	Lv	6.20 SUN
↓	4.23 MON	Lv	Ayer	Ar	11.48 SUN
↓	5.37	Lv	Marengo	Lv	10.46
↓	6.32	Ar	Cheney	Lv	9.56
↓	7.00 MON	Ar	Spokane	Lv	9.30 SUN

**★ NO. 20—SPOKANE—DAILY**

Standard Sleeping Cars... Portland to Spokane—8 Sections, Buffet Lounge.  
 Portland to Spokane—10 Sections, Compartment, D.R.  
 Tourist Sleeping Cars... Portland to Walla Walla—14 Sections (No. 63, Walla Walla to Walla Walla).  
 ⚡ Sleepers can be occupied at Spokane and Walla Walla until 8:00 a.m.  
 Portland to Lewiston—Coach-Tourist Sleeper, 8 Sections (Nos. 66-74, Walla Walla to Lewiston).  
 Portland to Yakima—Coach-Tourist Sleeper, 8 Sections (No. 64, Walla Walla to Yakima).  
 Reclining Seat Coaches... Portland to Spokane.  
 Portland to Walla Walla (for Moscow—see Table 76).  
 Yakima to Walla Walla (No. 63).

**★ NO. 19—SPOKANE—DAILY**

Standard Sleeping Cars... Spokane to Portland—8 Sections, Buffet Lounge.  
 Spokane to Portland—10 Sections, Compartment, D.R.  
 Tourist Sleeping Cars... Walla Walla to Portland—14 Sections (No. 64, Walla Walla to Walla Walla; open 9:30 p.m.).  
 ⚡ Sleeper can be occupied at Walla Walla until 8:00 a.m.  
 Lewiston to Portland—Coach-Tourist Sleeper, 8 Sections (Nos. 73-65 to Walla Walla).  
 Yakima to Portland—Coach-Tourist Sleeper, 8 Sections (No. 63 to Walla Walla).  
 Reclining Seat Coaches... Spokane to Portland.  
 Walla Walla to Portland (from Moscow—see Table 76).  
 Walla Walla to Yakima (No. 64).

**Spokane, San Francisco and Los Angeles**

No. 15-60	No. 19-13 Beaver	No. 19-11 Cascade	Table X All Trains Daily (Pacific Standard Time)		No. 51-20-34 Bus	No. 59-16	Cascade No. 12-20	Beaver No. 14-20
9.30	9.30	9.30	Lv	Spokane (UP)	Ar	12.40	7.00	7.00
11.48	11.48	11.48	Lv	Ayer	Ar	7.45	4.23	4.23
1.20	1.20	1.20	Lv	Walla Walla	Ar	7.45	2.45	2.45
7.30	7.30	7.30	Ar	Portland	Lv	11.59	9.20	9.20
9.50	5.10	4.50	Lv	Portland So. Pac.	Ar	9.50	7.40	11.30
11.40	6.40	6.20	Lv	Salem	Lv	7.57	5.55	9.48
1.38	8.10	7.48	Lv	Eugene	Lv	5.50	4.10	8.25
7.55	1.20	1.00	Lv	Klamath Falls	Lv	11.45	10.05	3.35
1.05	6.10	5.55	Lv	Redding	Lv	5.10	3.50	10.25
A5.45	9.55	9.55	Ar	Sacramento	Lv	10.10	5.50	5.50
H1010	11.50	11.20	Ar	San Francisco	Lv	8.00	6.20	5.00
6.45	7.35	7.35	Lv	Sacramento	Ar	6.30	7.30	7.30
8.12	9.00	9.00	Lv	Stockton	Lv	5.10	6.10	6.10
11.23	12.00	12.00	Lv	Fresno	Lv	2.28	3.00	3.00
7.45	6.50	6.50	Ar	Los Angeles	Lv	7.25	6.30	6.30

**Seattle, San Francisco and Los Angeles**

No. 458-15-60	No. 408-13 Beaver	No. 408-11 Cascade	Table Y All Trains Daily (Pacific Standard Time)		No. 51-20-401	No. 59-16-457	Cascade No. 12-407	Beaver No. 14-407
4.00	12.25	12.25	Lv	Seattle	Ar	6.45	2.00	4.10
5.10	1.19	1.19	Lv	Tacoma	Ar	5.00	12.35	3.11
8.45	4.35	4.35	Ar	Portland	Lv	11.30	8.30	12.01
9.50	5.10	4.50	Lv	Portland So. Pac.	Ar	9.50	7.40	11.30
11.40	6.40	6.20	Lv	Salem	Lv	7.57	5.55	9.48
1.38	8.10	7.48	Lv	Eugene	Lv	5.50	4.10	8.25
7.55	1.20	1.00	Lv	Klamath Falls	Lv	11.45	10.05	3.35
1.05	6.10	5.55	Lv	Redding	Lv	5.10	3.50	10.25
A5.45	9.55	9.55	Ar	Sacramento	Lv	10.10	5.50	5.50
H1010	11.50	11.20	Ar	San Francisco	Lv	8.00	6.20	5.00
6.45	7.35	7.35	Lv	Sacramento	Ar	6.30	7.30	7.30
8.12	9.00	9.00	Lv	Stockton	Lv	5.10	6.10	6.10
11.23	12.00	12.00	Lv	Fresno	Lv	2.28	3.00	3.00
7.45	6.50	6.50	Ar	Los Angeles	Lv	7.25	6.30	6.30

**PORTLAND, TACOMA AND SEATTLE**

401 Daily	459 Daily	407 Daily	457 Daily	Table Z All Trains Daily		460 Daily	408 Daily	458 Daily	402 Daily
11.30	4.30	12.01	8.30	Lv	Portland Ore.	Ar	1.50	4.35	8.45
11.57	4.55	12.22	8.58	Lv	Vancouver Wash.	Ar	1.15	4.08	8.14
1.22	5.40	1.05	9.56	Ar	Kelso-Longview	Lv	12.20	3.24	7.30
2.43	6.27	1.05	10.58	Lv	Chehalis	Lv	11.08	3.06	6.37
2.55	6.37	2.00	11.05	Ar	Centralia	Lv	10.55	2.30	6.28
5.00	7.50	3.11	12.35	Lv	Tacoma	Lv	9.35	1.19	5.10
5.20	8.00	3.15	12.45	Lv	Tacoma	Ar	9.25	1.15	5.00
6.45	9.00	4.10	2.00	Ar	Seattle	Lv	8.20	12.25	11.30

**Equipment for Tables Y and Z**

**★ NO. 401—DAILY**  
 Standard Sleeping Cars... Portland to Seattle—10 Sections, D. R. Compts.  
 Portland to Tacoma—12 Sections, D. R.  
 San Francisco to Seattle—10 Sections, D. R., Compts.  
 (S. P. 20 to Portland).  
 Sleepers open at Portland 9:30 p.m., at destinations until 8:00 a.m.

Reclining Seat Coaches... Portland to Seattle.

**★ NO. 402—DAILY**  
 Standard Sleeping Cars... Seattle to Portland—10 Sec., D. R. Compts.  
 Tacoma to Portland—12 Sections, D. R.  
 Seattle to San Francisco—10 Sections, D. R., Compts.  
 (S. P. 19 South of Portland).

Sleepers open at Seattle and Tacoma at 9:30 p.m., at Portland until 7:30 a.m.

Reclining Seat Coaches... Seattle to Portland.

**★ NO. 457—DAILY**  
 Parlor Car... Portland to Seattle (U. P. Car).  
 Standard Sleeping Car... Los Angeles to Seattle—10 Sections, D. R., Compts.  
 (S. P. 59-16 to Portland).

Portland to Seattle (Nos. 37-17 from Kansas City).

Reclining Seat Coaches... Portland to Seattle.  
 Dining Car... Serving necessary meals enroute.

**★ NO. 458—DAILY**

Parlor Car... Seattle to Portland (U. P. Car).  
 Standard Sleeping Cars... Seattle to Los Angeles—10 Sections, D. R., Compts.  
 (S. P. 15-60 south of Portland).  
 Seattle to Portland (Nos. 18-38 to Kansas City).

Reclining Seat Coaches... Seattle to Portland.  
 Dining Car... Serving necessary meals enroute.

**★ NO. 407—DAILY**

Parlor Car... Portland to Seattle (N. P. Car).  
 Standard Sleeping Cars... San Francisco to Seattle—8 Sections, 5 Double Bedrooms (2 cars).  
 San Francisco to Seattle—6 Compts., 3 Drawing-rooms.

San Francisco to Seattle—12 Sections, Drawing-room.  
 Portland to Seattle.

Reclining Seat Coaches... Portland to Seattle.  
 Dining Car... Serving necessary meals enroute.

**★ NO. 408—DAILY**

Parlor Car... Seattle to Portland (N. P. Car).  
 Standard Sleeping Cars... Seattle to San Francisco—8 Sec., 5 Dbl. Bdrms. (2 Cars).  
 (S. P. 11 So. of Portland).  
 Seattle to San Francisco—6 Compts., 3 Drawing-rooms.

Seattle to San Francisco—12 Sections, Drawing-room.  
 Reclining Seat Coaches... Seattle to Portland.  
 Dining Car... Serving necessary meals enroute.

**★ NO. 459—DAILY**

Observation Parlor Car... Portland to Seattle. (G. N. Car).  
 Reclining Seat Coaches... Portland to Seattle.

Dining Car... Serving necessary meals enroute.

**★ NO. 460—DAILY**

Observation Parlor Car... Seattle to Portland (G. N. Car).  
 Reclining Seat Coaches... Seattle to Portland.

Dining Car... Serving necessary meals enroute.

■ Arrives, departs Seattle Union Depot.  
 △ Arrives, departs Seattle King Street Station.  
 (H) Daily except Sundays and holidays.

⊕ Rail station is at Kelso. There is independent bus service between Kelso and Longview every 20 minutes.

★ Regularly assigned through cars air-conditioned. (K) Conditional stop; consult agent.  
 ♦ Via Pacific Greyhound Bus.  
 ● (A) Runs via Davis.



# Chicago and Omaha to Colorado, Utah, California and Pacific Northwest

M I L E S		Table No. 1 (Continued) The Overland Route Read Down	WESTBOUND—Read Down To Pacific Coast														
			Stream- liner City of San Fran. 101 Daily	Stream- liner City of Los Ang. 103 Daily	Stream- liner City of Portland 105 Daily	Los Angeles Limited 1 Daily	San Fran- cisco Overl'd 27 Daily	⊗ Mail and Express 5 Daily	Pacific 21 Daily	Gold Coast 23 Daily	Utahn 3 Daily	Pony Express 37 Daily	Portland Rose 17 Daily				
			Eleva- tion	9.51	9.40	8.53	6.15	2.30	6.50	6.25	8.10	10.45					
507	Cheyenne 30, 42	Wyo. Lv	6060	9.51	9.40	8.53	6.15	2.30	6.50	6.25	8.10	10.45					
516	Borie	"	6561														
526	Granite Canon	"	7315														
534	Buford	"	7862														
538	Sherman (Highest Point en route)	"	8013														
540	Dale Creek (Rocky Mts. to south)	"	7921														
545	Hermosa (Laramie Basin)	"	7899														
555	Red Buttes	"	7313														
563	Laramie (State University)	Ar Lv	7151	11.11	11.01	10.12	7.35	3.52	8.20	8.00	9.55	12.15	8.55	8.40			
563	Laramie (Snowy Range west)	Ly Lv	7151	11.12	11.02	10.13	7.43	4.00	8.30	8.10	10.05	12.25	9.05	8.50			
583	Bosler	"	7082														
588	Cooper Lake (Laramie Peak)	"	7037														
591	Lookout (45 miles north)	"	7125														
596	Harper	"	7079														
603	Rock River (Oil fields 18 miles south)	"	6910														
606	Wilcox	"	6969														
620	Medicine Bow	"	6564														
624	Calvin	"	6613														
630	Como (Fossil Dinosaur beds)	"	6712														
640	Hanna (Coal Mines)	"	6775														
645	Percy (Elk Mt. 15 miles south)	"	6927														
649	Dana	"	6791														
659	Walcott 34 (St. Mary Pk. no.)	"	6624														
665	Ft. Steele (No Platte River)	"	6511														
673	Sinclair (Large oil refinery)	"	6586														
680	Rawlins (State Penitentiary)	Ar Lv	6747	1258	1248	1159	9.50	6.07	11.00	10.40	1.00	2.35	11.35	11.20			
680	Rawlins (Penitentiary)	Ly Lv	6747	1259	1249	1201	1000	6.17	11.10	10.50	1.10	2.45	11.45	11.30			
698	Riner	"	6756														
703	Cherokee	"	6831														
709	Creston (Continental Divide)	"	7107														
721	Wamsutter	"	6709														
727	Tipton	"	7001														
744	Table Rock (Table Rock so.)	"	6843														
754	Bitter Creek	"	6699														
763	Black Buttes	"	6616														
774	Point of Rocks	"	6509														
781	Thayer Jct. (Leucite Hill no.)	"	6441														
786	Salt Wells (Aspen Mts. to so.)	"	6374														
793	Baxter	"	6309														
799	Rock Springs (Coal Mines)	"	6263														
807	Kanda (Picturesque)	"	6209														
814	Green River (Buttes Water flows to Gulf of Califor.)	Ar Lv	6083	3.11	3.00	2.10	12.35	9.00	2.05	1.50	4.40	5.25	2.35	2.25			
814	Green River (to Gulf of Califor.)	Ly Lv	6083	3.20	3.10	2.20	12.45	9.10	2.25	2.10	5.00	5.55	2.45	3.15			
822	Peru (Uintah Range to southwest)	"	6388														
827	Bryan	"	6181														
835	Westvaco	"	6210														
844	Granger 20	"	6271														
863	Hampton	"	6409														
873	Carter	"	6498														
883	Bridger (Named for famous mount)	"	6630														
888	Leroy	"	6710														
895	Spring Valley	"	7011														
899	Aspen (Aspen tunnel 5900 feet)	"	7183														
901	Altamont	"	7227														
906	Knight (Bear River)	"	7075														
910	Millis	"	6890														
914	Evanston	Ar Lv	6745	5.01	4.51		2.50	11.10	4.30	4.15	7.20	7.45	4.45				
914	Evanston	Ly Lv	6745	5.01	4.51		2.50	11.17	4.40	4.25	7.30	7.55	4.55				
921	Wyuta (Wyo-Utah State line)	Utah	6739														
926	Wasatch (Wasatch Mts.)	"	6800														
934	Wash Rock	"	6224														
941	Emory (Echo Canyon)	"	5911														
950	Echo 32	Ar Lv	5460														
950	Echo ("The Witches" to north)	Ly Lv	5460														
954	Henefer	"	5337														
959	Devil's Slide (Devil's Slide so.)	"	5251														
966	Morgan	"	5071														
973	Peterson (Weber Canyon)	"	4889														
983	Uintah (Silver Fox Farm, so.)	"	4502														
990	Ogden 31, 36 (Junction with So. Pacific)	Ar Lv	4298	6.55	6.00			1.03	6.25	6.15	9.30	9.45	6.35	6.00			
0	Ogden	Ly Lv	4298						7.00	7.15		10.10	7.15	9.15			
10	Clearfield	"	4473														
15	Layton	"	4348														
17	Kaysville	"	4295														
21	Farmington	"	4254														
28	Woods Cross	"	4292														
36	Salt Lake City 31	Ar Lv	4251														
1811	Los Angeles	Cal. Ar	293														
1775	San Francisco	Cal. Ar	6														

**FOOTNOTES FOR TABLE 1**

⊗ Carries only a coach for passengers; no dining car or sleeping cars.

▲ See page 38 for motor bus connections with U. P. trains at Fremont, Columbus and Grand Island.

○ Nos. 1 and 103 do not operate into Ogden Union Station.

● Extra fare—see page 20.

⊙ C&NW 13, local from Chicago to Omaha.

† Daily except Sunday.

(f) Stops only on signal.

A Stops to let off paying passengers from east of Cheyenne; also to take for Ogden or beyond.

B Stops to take on paying passengers for scheduled stops in Colorado.

D Stops to take paying passengers for south of Ogden.

E Stops to let off paying passengers from Denver and east; also to take for north of Granger.

G Stops to take on paying passengers for north of Granger or south of Ogden.

H Stops to take on paying passengers for west of Ogden; also to let off paying passengers from east of Cheyenne.

K Stops to take on paying passengers for south of Ogden.

L Stops at 11:05 p.m. Sunday only to discharge revenue passengers from Chicago and from Cedar Rapids.

M Stops to take paying passengers for Ogden or beyond.

N Stops to let off sleeping car passengers from Omaha and east; also to take for north of Granger or south of Ogden.

O Stops to take paying passengers for north of Granger.

P Stops to let off paying passengers who boarded this train east of Council Bluffs; also to take for west of Ogden.

R Stops to take on paying passengers for Salt Lake City or beyond.

T Stops to take on paying passengers for Pocatello or beyond; also to let off from Cheyenne or beyond.

V Stops to take paying passengers for North Platte and beyond.

W Stops to take on paying passengers for Denver.

X Stops to let off paying passengers from Omaha and Denver or beyond; also to take for west of Ogden.

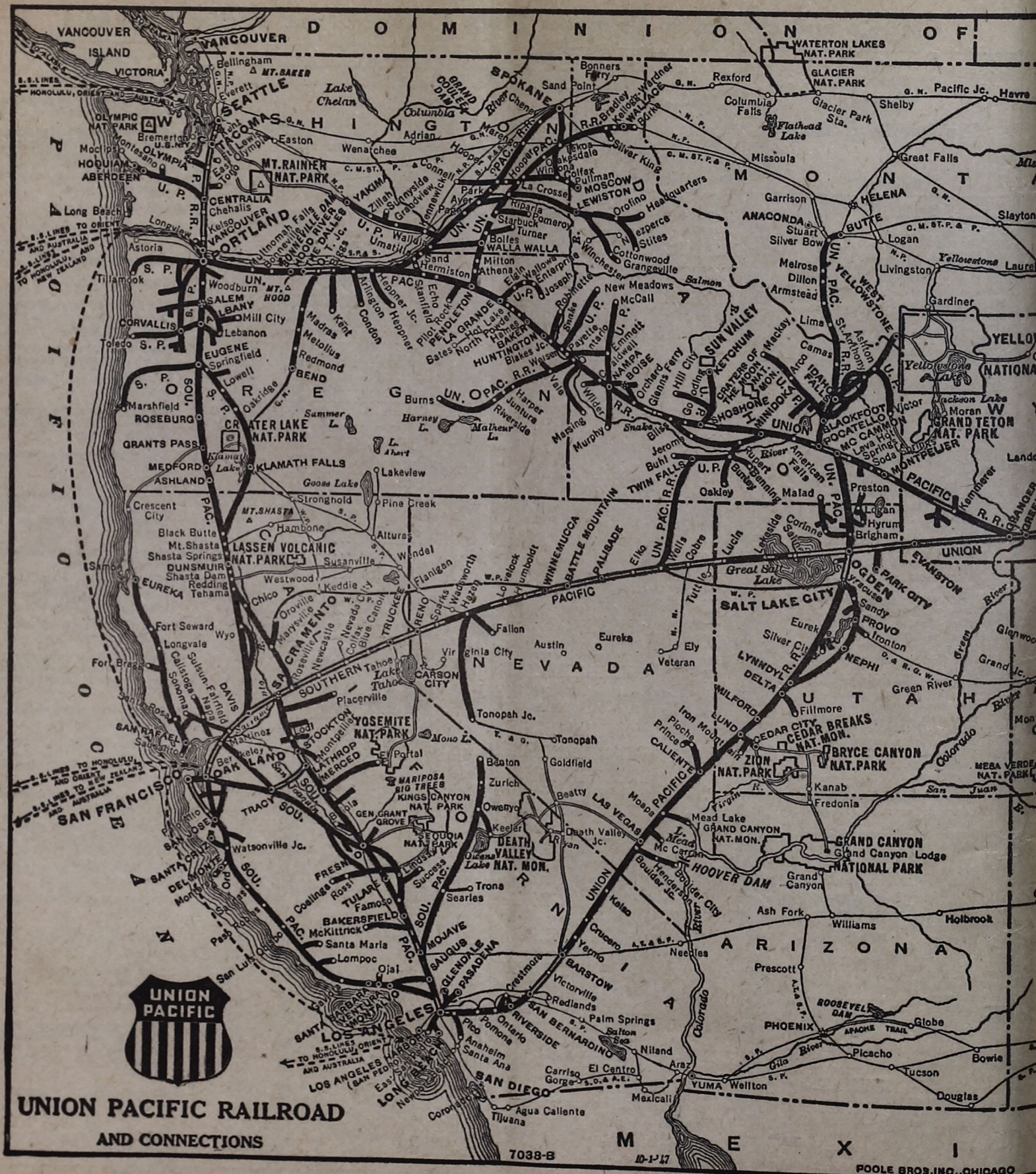
Y Stops to let off paying passengers from east of Council Bluffs, and to let off sleeping car passengers from Omaha and beyond.

Z Stops to let off paying passengers who boarded this train east of Council Bluffs; also to take on for Denver or Salt Lake City and beyond.

◆ Mileage shown on mile posts is from Council Bluffs. See General Information, page 2.

★ See table No. 53 for connecting train service to and from St. Joseph, Mo.

For equipment, see pages 6 to 11, inclusive.





## California, Pacific Northwest, Utah and Colorado to Omaha and Chicago

<b>Table No. 2</b> <b>The Overland Route</b>		<b>EASTBOUND—Read Down</b>											
		<b>From Pacific Coast</b>											
		Elevation	Stream- liner City of San Fran. 102	Stream- liner City of Los Ang. 104	Stream- liner City of Port- land 106	Los Angeles Limited 2	San Fran- cisco Overl'd 28	Gold Coast 24	Pacific 22	⊗ Mail and Express 6	Pony Express 38	Utahn 4	Port- land Rose 18
Read Down	Daily	Daily	Daily	Daily	Daily	Daily	Daily	Daily	Daily	Daily	Daily	Ex.Sun.	
SOU. PAC. CO.													
San Francisco (P.S.T.)	Cal. Lv	6	5.00			11.00	7.00		7.00				
UNION PACIFIC													
Los Angeles (P.S.T.)	Cal. Lv	293	5.00		12.01				6.00	6.00	9.30		
Mountain Standard Time													
Salt Lake City 31	Utah Lv	4251	9.00		7.10				5.45	5.20	4.50		
Woods Cross	"	4292							6.02				
Farmington	"	4254							6.11				
Kaysville	"	4295							6.19				
Layton	"	4348							6.26				
Clearfield	"	4473							6.33				
Ogden	Ar	4298							6.55	6.15	5.40		
Ogden 31	Ar	4298	9.55			6.45	7.00	7.15	8.00	6.50	6.05		7.00
Junction with So. Pac.													
Uintah (Wasatch Mts.)	"	4554							D.				7.15
Peterson (Weber Canyon)	"	4889							D.				7.35
Morgan	"	5071							f 7.52				7.55
Devil's Slide (Devil's Slide so.)	"	5251							D.				8.10
Henefer	"	5337							D.				8.20
Echo 32 ("The Witches", no.)	Ar	5460							f 8.13				8.30
Echo ("Echo Canyon")	Ar	5460							f 8.13				
Emory	"	5911							D.				
Castle Rock	"	6224							D.				
Wahsatch	"	6800							f 9.02				
Wyuta (Utah-Wyo. State line)	"	6739							D.				
Evanson	Wyo. Ar	6747	11.27	11.12		9.45	8.31	8.54	9.15	9.50	8.41	7.55	
Evanson	Wyo. Ar	6747	11.27	11.12		9.47	8.38	9.04	9.25	10.00	8.51	8.01	
Mills	"	6890							D.				
Knights	"	7075							D.				
Altamont	"	7227							f 9.50				
Aspen (Aspen tunnel 5,900 ft.)	"	7183							f 9.56				
Spring Valley	"	7011							D.				
Leroy	"	6710							D.				
Bridger (Named for famous scout)	"	6530							D.				
Carter	"	6498							D.				
Hampton	"	6409							D.				
Granger 20	"	6271							f 10.30	10.55			
Westvaco	"	6210							D.				
Bryan	"	6181							D.				
Peru	"	6388							D.				
Green River	Ar	6083	1.05	1.25	2.00	11.45	10.30	11.00	11.45	11.55	10.45	10.00	11.15
Green River (Cliffs, Water flows to Gulf of Calif.)	Lv	6083	1.10	1.00	2.10	11.53	10.40	11.10	12.25	12.20	10.55	10.20	11.30
Kanda	"	6209							D.				
Rock Springs (Coal Mines)	"	6263							D.				
Baxter	"	6309							D.				
Salt Wells (Aspen Mts. south)	"	6374							D.				
Thayer Jct. (Leucite Hill no.)	"	6441							D.				
Point of Rocks	"	6509							f 12.05				
Black Buttes	"	6616							D.				
Bitter Creek	"	6699							f 12.30				
Table Rock (Table Rock so.)	"	6843							D.				
Tipton	"	7001							f 12.51				
Wamsutter	"	6709							f 1.10				
Creston (Continental Divide)	"	7107							f 1.25				
Cherokee	"	6831							D.				
Riner	"	6756							f 1.45				
Rawlins	Ar	6747	3.23	3.13	4.23	2.25	1.15	2.13	3.10	2.55	1.28	12.53	2.03
Rawlins (Penitentiary)	Lv	6747	3.24	3.14	4.24	2.33	1.25	2.23	3.20	3.05	1.38	1.03	2.11
Sinclair (Large oil refinery)	"	6586							f 2.32				
Ft. Steele (North Platte River)	"	6511							f 2.43				
Walcott 34 (St. Marys Peak no.)	"	6624							f 2.52				
Dana	"	6791							D.				
Percy (Elk Mt. 15 miles south)	"	6935							D.				
Hanna (Coal Mines)	"	6775							3.16				
Como (Fossil Dinosaur beds)	"	6712							D.				
Calvin	"	6613							D.				
Medicine Bow	"	6564							f 3.48				
Wilcox	"	6969							D.				
Rock River (Oil fields)	"	6910							f 4.14				
Harper (1 1/2 miles south)	"	7079							D.				
Lookout	"	7125							f 4.32				
Cooper Lake (Laramie Peak)	"	7037							D.				
Bosler (4 1/2 miles north)	"	7082							f 4.44				
Laramie (State University)	Ar	7151	5.17	5.07	6.14	4.45	3.37	5.10	5.50	5.25	3.50	3.17	4.25
Laramie (Snowy Range west)	Lv	7151	5.18	5.08	6.15	4.52	3.45	5.20	6.00	5.35	4.00	3.25	4.35
Colores (Bizarre eroded rocks)	"	7623							D.				
Hermosa	"	7899							f 5.53				
Dale Creek (Rocky Mts. to so.)	"	7921							D.				
Sherman (Highest pt. en route)	"	8013							D.				
Buford	"	7862							f 6.12				
Granite Canon	"	7315							f 6.26				
Borlie	"	6661							D.				
Cheyenne 42 (of Wyo.,)	Wyo. Ar	6060	6.30	6.20	7.25	6.10	5.05	7.00	7.30	7.05	4.50		

**Footnotes for Table 2**

⊗ Carries only coaches for passengers; no dining car or sleeping car.

▲ See page 38 for motor bus connections with U. P. trains at Fremont, Columbus and Grand Island.

● Extra fare—see page 25.

○ Nos. 2 and 104 do not operate into Ogden Union Station.

⊙ C&NW 14, local from Omaha to Chicago.

\* Daily.

† Daily except Sunday.

(f) Stops only on signal.

A Stops to let off paying passengers from Denver and Salt Lake City or south; also to take for C&NW points east of Council Bluffs.

B Stops to let off paying passengers from Ogden, Granger or beyond.

D Stops to let off paying passengers from Ogden or beyond; also to take for Green River and beyond.

H Stops to let off paying passengers from west of Ogden; also to take for Omaha or beyond.

K Stops to let off paying passengers from Salt Lake City or beyond.

L Stops to let off paying passengers from Cheyenne or beyond; also to take for Omaha or beyond.

N Stops to let off paying passengers from Pocatello and west; also to take for Cheyenne and east.

O Stops to let off paying passengers from Ogden or beyond.

P Stops to let off paying passengers from west of Ogden or from Pocatello; also to take for C&NW points east of Council Bluffs.

R Stops to let off paying passengers from Cheyenne or beyond.

S Stops to let off paying passengers from Colorado.

V Stops to let off paying passengers from Granger or beyond.

W Conditional stop; ask agent.

X Stops to let off paying passengers from Denver; also to take for Chicago.

Z Stops to take paying sleeping car passengers for Omaha or beyond; also to let off paying passengers from Ogden, Granger or beyond.

◆ Mileage shown on mile posts is from Council Bluffs. See General Information, page 2.

★ See Table No. 53 for connecting train service to and from St. Joseph, Mo.

# California, Pacific Northwest, Utah and Colorado to Omaha and Chicago

## EASTBOUND—Read Down

MILES	<b>Table No. 2</b> (Continued) <b>The Overland Route</b>		From Pacific Coast											From Colo.		Local		
			Stream- liner City of San Fran. 102 Daily	Stream- liner City of Los Ang. 104 Daily	Stream- liner City of Port- land 106 Daily	Los Angeles Limited 2 Daily	San Fran- cisco Ov'land 28 Daily	Gold Coast 24 Daily	Pacific 22 Daily	Mail and Express 6 Daily	Utah 4 Daily	Stream- liner City of Denver 112 Daily	Colum- bine 16 Daily	North Platte Valley Express 354-94 Daily				
			Read Down															
Mountain Standard Time																		
484	Cheyenne 30 (Capitol of Wyo.)	Wyo. Lv	6.40	6.30	7.35	6.41	5.20	7.30	7.55	7.25	5.35			8.15				
498	Durham (Fort Warren)	"	6.40	6.30	7.35	6.41	5.20	7.30	7.55	7.25	5.35			8.35				
503	Hillsdale	"	6.40	6.30	7.35	6.41	5.20	7.30	7.55	7.25	5.35			9.00				
510	Burns (Rocky Mts. to south)	"	6.40	6.30	7.35	6.41	5.20	7.30	7.55	7.25	5.35			9.15				
516	Egbert 30	"	6.40	6.30	7.35	6.41	5.20	7.30	7.55	7.25	5.35			Ar.				
526	Pine Bluffs	"	6.40	6.30	7.35	6.41	5.20	7.30	7.55	7.25	5.35							
536	Bushnell	Neb.	6.40	6.30	7.35	6.41	5.20	7.30	7.55	7.25	5.35							
542	Oliver	"	6.40	6.30	7.35	6.41	5.20	7.30	7.55	7.25	5.35							
549	Kimball—See Note □	"	6.40	6.30	7.35	6.41	5.20	7.30	7.55	7.25	5.35							
558	Dix	"	6.40	6.30	7.35	6.41	5.20	7.30	7.55	7.25	5.35							
567	Potter	"	6.40	6.30	7.35	6.41	5.20	7.30	7.55	7.25	5.35							
586	Sidney	Ar	8.01	7.56	8.57	8.17	6.57	9.25	9.50	9.10	8.05							
586	Sidney (Lookout Sta., Old)	Ar	8.02	7.57	8.58	8.24	7.03	9.35	10.00	9.20	8.15							
597	Sunol (Ft. Sidney, north)	"	8.02	7.57	8.58	8.24	7.03	9.35	10.00	9.20	8.15							
603	Lodge Pole	"	8.02	7.57	8.58	8.24	7.03	9.35	10.00	9.20	8.15							
613	Chappell	"	8.02	7.57	8.58	8.24	7.03	9.35	10.00	9.20	8.15							
628	Julesburg 17	Ar	8.02	7.57	8.58	8.24	7.03	9.35	10.00	9.20	8.15							
628	Julesburg	Ar	8.02	7.57	8.58	8.24	7.03	9.35	10.00	9.20	8.15							
639	Big Springs (So. Platte River)	Neb.	8.02	7.57	8.58	8.24	7.03	9.35	10.00	9.20	8.15							
649	Brule	"	8.02	7.57	8.58	8.24	7.03	9.35	10.00	9.20	8.15							
658	Ogallala	"	8.02	7.57	8.58	8.24	7.03	9.35	10.00	9.20	8.15							
665	Roscoe	"	8.02	7.57	8.58	8.24	7.03	9.35	10.00	9.20	8.15							
678	Patton	"	8.02	7.57	8.58	8.24	7.03	9.35	10.00	9.20	8.15							
690	Sutherland	"	8.02	7.57	8.58	8.24	7.03	9.35	10.00	9.20	8.15							
692	O'Fallons 42	"	8.02	7.57	8.58	8.24	7.03	9.35	10.00	9.20	8.15							
696	Hershey	"	8.02	7.57	8.58	8.24	7.03	9.35	10.00	9.20	8.15							
709	North Platte 42 (Buffalo Bill Ranch, north)	Ar	9.45	9.37	10.55	10.15	8.55	11.55	12.15	11.20	11.05			7.05				
709	North Platte	Ar	9.45	9.37	10.55	10.15	8.55	11.55	12.15	11.20	11.05			7.10				
715	Gannett	"	9.45	9.37	10.55	10.15	8.55	11.55	12.15	11.20	11.05			7.35				
722	Maxwell (Old Ft. McPherson)	"	9.45	9.37	10.55	10.15	8.55	11.55	12.15	11.20	11.05							
732	Brady Island	"	9.45	9.37	10.55	10.15	8.55	11.55	12.15	11.20	11.05							
744	Gothenburg	"	9.45	9.37	10.55	10.15	8.55	11.55	12.15	11.20	11.05							
755	Cozad	"	9.45	9.37	10.55	10.15	8.55	11.55	12.15	11.20	11.05							
761	Darr	"	9.45	9.37	10.55	10.15	8.55	11.55	12.15	11.20	11.05							
769	Lexington (Indian fights 1867)	"	9.45	9.37	10.55	10.15	8.55	11.55	12.15	11.20	11.05							
780	Overton	"	9.45	9.37	10.55	10.15	8.55	11.55	12.15	11.20	11.05							
788	Elm Creek	"	9.45	9.37	10.55	10.15	8.55	11.55	12.15	11.20	11.05							
795	Odessa	"	9.45	9.37	10.55	10.15	8.55	11.55	12.15	11.20	11.05							
804	Kearney 43 (State Normal School)	"	9.45	9.37	10.55	10.15	8.55	11.55	12.15	11.20	11.05							
817	Gibbon	"	9.45	9.37	10.55	10.15	8.55	11.55	12.15	11.20	11.05							
823	Shelton	"	9.45	9.37	10.55	10.15	8.55	11.55	12.15	11.20	11.05							
831	Wood River	"	9.45	9.37	10.55	10.15	8.55	11.55	12.15	11.20	11.05							
839	Alda	"	9.45	9.37	10.55	10.15	8.55	11.55	12.15	11.20	11.05							
846	Grand Island ★▲ 44, 47, 49	Ar	12.37	12.32	1.22	1.38	12.10	4.10	4.22	2.50	3.10	11.33						
846	Grand Island ★▲ 53	Ar	12.37	12.32	1.22	1.38	12.10	4.10	4.22	2.50	3.10	11.33						
858	Chapman 44	"	12.37	12.32	1.22	1.38	12.10	4.10	4.22	2.50	3.10	11.33						
868	Central City 44	"	12.37	12.32	1.22	1.38	12.10	4.10	4.22	2.50	3.10	11.33						
879	Clarks (Gr. Pawnee Vil. 1805)	"	12.37	12.32	1.22	1.38	12.10	4.10	4.22	2.50	3.10	11.33						
891	Silver Creek	"	12.37	12.32	1.22	1.38	12.10	4.10	4.22	2.50	3.10	11.33						
901	Duncan	"	12.37	12.32	1.22	1.38	12.10	4.10	4.22	2.50	3.10	11.33						
909	Columbus ▲ 45, 46, 48 (Loop River Hydroelectric Plant)	"	12.37	12.32	1.22	1.38	12.10	4.10	4.22	2.50	3.10	11.33						
916	Richland	"	12.37	12.32	1.22	1.38	12.10	4.10	4.22	2.50	3.10	11.33						
924	Schuyler	"	12.37	12.32	1.22	1.38	12.10	4.10	4.22	2.50	3.10	11.33						
932	Rogers	"	12.37	12.32	1.22	1.38	12.10	4.10	4.22	2.50	3.10	11.33						
939	North Bend	"	12.37	12.32	1.22	1.38	12.10	4.10	4.22	2.50	3.10	11.33						
947	Ames	"	12.37	12.32	1.22	1.38	12.10	4.10	4.22	2.50	3.10	11.33						
954	Fremont ▲ (Named for Valley Gen. Fremont)	"	12.37	12.32	1.22	1.38	12.10	4.10	4.22	2.50	3.10	11.33						
965	Waterloo (Elkhorn River)	"	12.37	12.32	1.22	1.38	12.10	4.10	4.22	2.50	3.10	11.33						
969	Elkhorn	"	12.37	12.32	1.22	1.38	12.10	4.10	4.22	2.50	3.10	11.33						
971	Elkhorn	"	12.37	12.32	1.22	1.38	12.10	4.10	4.22	2.50	3.10	11.33						
990	Omaha (C.S.T.)	Ar	2.50	2.40	3.25	4.15	3.00	7.30	7.50	5.40	6.30	1.35						
0	Omaha (C. & N. W.)	Neb. Lv	3.00	2.50	3.35	4.55	3.40	7.50	8.45		8.30	1.45	8.30					
3	Council Bluffs	Iowa Ar	983		3.45	5.05	3.55	8.05	9.00		8.55	1.55	8.55					
148	Boone	"	1138	5.15	5.05	5.55	7.30	6.20	10.50	11.50	11.40	4.00	11.40					
161	Ames	"	917	O.	K.	6.18			11.25	12.20	12.10	4.15	12.10					
...	Des Moines	"	805						12.45	3.00		3.00	6.50	3.00				
199	Marshalltown	"	884		8.56				12.15	W.	12.55	4.48	12.55					
269	Cedar Rapids	"	731	7.05	6.55	8.10	9.55	8.38	2.00	2.40	2.20	5.55	2.20					
350	Clinton	"	698	8.25	8.15	9.25	11.35	10.05	3.50	4.35	4.20	7.15	4.20					
488	Chicago (C.S.T.)	Ill. Ar	690	10.45	10.45	11.50	2.35	1.00	7.30	8.15	7.30	9.35	7.30					
0	Omaha (C. & N. W.)	Neb. Lv	1033			9.00	9.00	10.25	10.25		9.00	9.00	9.00					
366	St. Paul	Minn. Ar	703			7.40	7.40	7.45	7.45		7.40	7.40	7.40					
377	Minneapolis (C.S.T.)	"	918			8.15	8.15	8.20	8.20		8.15	8.15	8.15					
0	Omaha (Wabash)	Neb. Lv	1033					8.20	8.20									





# Between Chicago, Omaha, Denver, Ogden, Salt Lake City and Los Angeles

## WESTBOUND—Read Down

## EASTBOUND—Read Up

Table No. 3 (Continued) <b>The Overland Route</b> <i>Pacific Standard Time</i>				M I L E S	Eleva- tion	Stream- liner, City of L. A. 104 Daily	Los Angeles Limited 2 Daily	Utahn 4 Daily	Pony Express 38 Daily
Pony Express 37 Daily	Utahn 3 Daily	Los Angeles Limited 1 Daily	Stream-liner, City of L. A. 103 Daily	1613	Calif. Lv	1217			
S.				1619	"	1403			
1.30	11.35	6.00		1637	"	1813			
S.				1647	"	1929	4.25	2.00	11.10
2.05	11.59	6.25		1651	"	2007			
S.				1660	"	2105	3.58	1.33	10.35
2.49				1672	"	2277			
S.				1692	"	2642			
2.49				1697	"	2718			9.46
S.				1705	"	3191			
S.				1716	"	3825			
S.				1723	"	2928			
S.				1727	"	2530			
4.25	2.05	8.30	7.20	1741	Ar	1076	6.38	1.55	11.25
4.35	2.10	8.35	7.25	1741	Ar	1076	6.33	1.50	11.20
4.45				1745	"	947			
5.05	2.35	8.59	7.45	1749	"	868	6.12	1.30	11.00
S.				1759	"	721			7.40
5.28				1763	"	784			
S.				1767	Lv	856			
5.42				1771	Ar	979			7.10
5.55	3.05			1777	"	861			7.00
S.				1785	"	532			
S.				1789	"	391			
S.				1792	"	310			
6.25				1799	"	183			
6.30				1801	"	203			
6.40	3.40	10.15	8.40	1804	"	161	5.20	12.25	9.55
7.15	4.00	10.40	9.00	1811	Ar	293	5.00	12.01	9.30
7.25	4.20	11.00	9.20	1820	Ar	848	4.10	11.25	8.55
8.00	4.55	11.35	9.55	1823	Ar	582	3.30	10.50	8.25
7.55	4.50	11.30	9.50	1827	Ar	162	3.45	10.55	8.25
7.40	4.35	11.15	9.35	1831	Ar	31	3.50	11.00	8.35
8.15	5.05	11.50	10.05	1838	Ar	13	3.20	10.30	8.00

See tables 7, 8 and 9 on this page, for more complete motor bus schedules to and from East Los Angeles.

### Delta — Fillmore

Table No. 11 <i>Mount. Time</i>	
Lv	Ar
7.00	12.25
7.20	12.00
7.30	11.40
7.50	11.20
9.30	10.30

### Lund — Cedar City

Table No. 12 <i>Mount. Time</i>	
Lv	Ar
4.30	10.40
4.00	10.15
6.00	10.15

### Salt Lake City — Provo — Lyndyl

Table No. 4 <i>Mountain Standard Time</i>				Eleva- tion	Mixed 306 Daily
Mixed 305 Daily	Mls.	Lv	Ar	4251	1.45
7.30	0	Salt Lake City 3	Utah	4350	1.01
8.10	7	Murray	"	4510	12.15
9.05	17	Draper	"	4806	11.40
9.25	25	Mount	"	4583	11.15
9.50	31	Lehi	"	4618	11.05
10.25	34	American Fork	"	4559	10.50
10.50	37	Pleasant Grove	"	4553	10.25
11.00	43	Geneva	"	4524	10.15
1.01	48	Provo	"	4515	9.00
1.10	52	Springville	"	4549	8.47
1.20	56	Spanish Fork	"	4614	8.30
1.44	63	Payson	"	4887	8.11
1.57	69	Santaquin	"	4917	7.40
2.22	82	Mona	"	5120	7.15
3.00	89	Neph	"	5236	6.45
3.15	96	Sharp	"	4931	6.02
3.45	111	Mills	"		5.00
4.45	134	Lyndyl 3	Ar		

### Salt Lake City — Smelter

Table No. 5 <i>Mountain Time</i>				Motor Bus Daily	Motor Bus Daily	Motor Bus Daily	Motor Bus Daily
Motor Bus Daily	Motor Bus Daily	Motor Bus Daily	Motor Bus Daily	8.35	4.35	5.05	12.35
10.40	2.40	6.40	Lv	8.33	4.33	5.03	12.33
10.42	2.42	6.42	"	8.30	4.30	5.00	12.30
10.45	2.45	6.45	"	8.25	4.25	4.55	12.25
10.50	2.50	6.50	"	8.22	4.22	4.52	12.22
10.53	2.53	6.53	"	7.55	3.55	4.25	11.55
11.20	3.20	7.20	Ar				

### Tintic — Mammoth — Silver City — Eureka

Table No. 6 <i>Mountain Time</i>				Motor Bus Daily	Motor Bus Daily	Motor Bus Daily
Motor Bus Daily	Motor Bus Daily	Motor Bus Daily	Mls.	Motor Bus Daily	Motor Bus Daily	Motor Bus Daily
4.25	12.40	4.30	0	3.10	12.31	4.05
4.35	12.50	4.45	2.4	3.00	12.21	3.55
4.45	1.00	4.55	4.0	2.50	12.11	3.45
5.00	1.15	5.10	5.5	2.40	12.01	3.35

Daily motor coach service of the Union Pacific Stage Co., shown in tables 7, 8 and 9, is operated over public highways. Rail tickets are honored on these motor coaches.  
(B) Stops to take on or let off passengers. (C) Operates on call only.

### East Los Angeles — Pasadena — Glendale

Table No. 7 <i>Pacific Time</i>				Motor Bus C-103	Motor Bus C-101	Motor Bus C-103	Motor Bus C-137	Motor Bus C-104	Motor Bus C-102	Motor Bus C-104	Motor Bus C-138
Motor Bus C-103	Motor Bus C-101	Motor Bus C-103	Motor Bus C-137	Motor Bus C-104	Motor Bus C-102	Motor Bus C-104	Motor Bus C-138	9.30	12.00	4.50	6.00
3.45	10.25	8.45	6.50	8.55	11.25	4.10	5.25	8.30	11.00	3.40	4.55
4.20	11.00	9.20	7.25	8.20	10.50	3.30	4.45	4.55	11.35	9.55	8.00

### East Los Angeles — Long Beach — San Pedro

Table No. 8 <i>Pacific Time</i>				Motor Bus C-203	Motor Bus C-201	Motor Bus C-103	Motor Bus C-237	Motor Bus C-204	Motor Bus C-202	Motor Bus C-104	Motor Bus C-238
Motor Bus C-203	Motor Bus C-201	Motor Bus C-103	Motor Bus C-237	Motor Bus C-204	Motor Bus C-202	Motor Bus C-104	Motor Bus C-238	9.30	12.00	4.50	6.00
3.45	10.25	8.45	6.50	B.	B.	B.	B.	B.	B.	B.	B.
4.35	11.15	9.35	7.40	8.35	11.00	3.50	5.00	5.05	11.50	10.05	8.15

### East Los Angeles — Whittier — Anaheim

Table No. 9 <i>Pacific Time</i>				Motor Bus C-303	Motor Bus C-301	Motor Bus C-303	Motor Bus C-337	Motor Bus C-304	Motor Bus C-302	Motor Bus C-304	Motor Bus C-338
Motor Bus C-303	Motor Bus C-301	Motor Bus C-303	Motor Bus C-337	Motor Bus C-304	Motor Bus C-302	Motor Bus C-304	Motor Bus C-338	9.30	12.00	4.50	6.00
4.05	10.45	9.05	7.10	8.50	11.40	4.10	5.20	4.25	11.05	9.25	7.30
4.40	11.20	9.40	7.45	8.25	10.55	3.45	4.55	4.50	11.30	9.50	7.55

### Las Vegas — Boulder City — Hoover Dam

Table No. 10 <i>Pacific Time</i>				Motor Bus Daily	Motor Bus Daily	Motor Bus Daily	Motor Bus Daily
Motor Bus Daily	Motor Bus Daily	Motor Bus Daily	Motor Bus Daily	Motor Bus Daily	Motor Bus Daily	Motor Bus Daily	Motor Bus Daily
10.15	5.45	1.30	8.15	1.00	4.15	7.30	11.40
10.25	5.55	1.40	8.25	12.45	4.00	7.15	11.26
10.30	6.00	1.45	8.30	12.40	3.55	7.10	11.21
10.35	6.05	1.51	8.36	12.34	3.49	7.04	11.15
10.55	6.30	2.15	9.00	12.15	3.30	6.45	11.00
			9.10	11.15			
			9.45	10.50			

† Daily except Sundays and holidays. • Local freight with combination coach-baggage car.  
○ This trip is made only when there are passengers to be carried.  
■ Trains 301 and 302 operate only during summer season until September 14.

Union Pacific Stages Motor Buses operated over public highways. See also section of General Information, page 2, for optional rail-motor bus ticketing arrangement.

For equipment, see pages 6 to 12 inclusive.

For explanation of reference marks in table 3, see page 26.

## Between Chicago, Omaha, Denver, Ogden and San Francisco

WESTBOUND—Read Down				EASTBOUND—Read Up			
Gold Coast 23 Daily	San Francisco Overl'd 27 Daily	Stream- liner City of San Francisco 101 Daily	MILE S	Table No. <b>14</b>	Stream- liner City of San Francisco 102 Daily	San Francisco Ov'land 28 Daily	Gold Coast 24 Daily
<b>The Overland Route</b>							
<b>C. &amp; N. W.</b>							
8.30	8.00	7.30	0	Lv Chicago (C.S.T.) Ill. Ar 590	10.45	1.00	7.30
8.40	5.30	3.15	488	Ar Omaha Neb. Lv 1033	3.00	3.40	7.50
9.15	9.30	↓	0	Lv Minneapolis (C.&N.W.) (CST) Minn. Ar 918	↑	8.15	8.20
9.55	10.10	↓	11	Ar St. Paul Neb. Ar 703	↑	7.40	7.45
7.45	8.35	↓	377	Ar Omaha Neb. Lv 1033	↑	9.00	10.25
<b>UNION PACIFIC</b>							
9.10	5.45	3.25	0	Lv Omaha (C.S.T.) Neb. Ar 1033	2.50	3.00	7.30
3.25	10.40	7.11	281	Ar North Platte Neb. Lv 2802	10.48	10.05	1.10
(Mountain Standard Time)							
2.35	9.50	6.12	281	Lv North Platte Wyo. Ar 2802	9.45	8.55	11.59
7.50	2.20	9.41	507	Ar Cheyenne Wyo. Lv 6060	6.40	5.20	7.30
<b>St. Louis (Wabash) (C.S.T.) Mo. Ar 480</b>							
<b>Kansas City (Union Pacific) Mo. Ar 748</b>							
<b>Denver (M.S.T.) Colo. Ar 5188</b>							
<b>Cheyenne Wyo. Lv 6060</b>							
A1130	A4.00	↓	0	Lv St. Louis (Wabash) (C.S.T.) Mo. Ar 480	↑	A1.00	A7.30
5.20	9.30	↓	0	Lv Kansas City (Union Pacific) Mo. Ar 748	↑	7.45	11.50
□	8.00	↓	640	Lv Denver (M.S.T.) Colo. Ar 5188	↑	7.40	7.45
□	A1020	↓	748	Ar Cheyenne Wyo. Lv 6060	↑	A5.30	□
8.10	2.30	9.51	507	Lv Cheyenne (M.S.T.) Wyo. Ar 6060	6.30	5.05	7.00
9.30	1.03	6.35	990	Ar Ogden (M.S.T.) Utah Lv 4298	9.55	8.45	7.00
4.50	11.55	▽	0	Lv Salt Lake City (M.S.T.) Utah Ar 4251	▲	8.00	10.15
<b>SOUTHERN PACIFIC</b>							
1015	1.18	6.45	990	Lv Ogden (M.S.T.) Utah Ar 4298	9.40	6.25	6.00
1014	1.18	6.45	1014	Ar Promontory (P.S.T.) Utah Lv 4219			
1038	1.18	6.45	1038	Ar Lakeside (Great Salt Lake Cut-off) Utah Lv 4218			
1093	1.18	6.45	1093	Ar Lucin Utah Lv 4476			
1111	2.51	10.01	1111	Ar Montello (Pilot Peak, South) Nev. Lv 4880	2.49	2.09	
1128	1.41	11.27	1128	Ar Cobro Nev. Lv 5924			
1166	1.41	11.27	1166	Ar Wells (Humboldt River) Nev. Lv 5633			
1184	1.41	11.27	1184	Ar Deeth (Ruby Range to South) Nev. Lv 5343			
1217	2.51	10.01	1217	Ar Elko (Elk Range to south) Nev. Lv 5063			
1239	3.32	5.41	1239	Ar Carlin Nev. Lv 4901	4.21	12.09	11.00
1247	3.32	5.41	1247	Ar Palsade (Palsade Canyon) Nev. Lv 4846			
1265	3.32	5.41	1265	Ar Beowawe (Shoshone Range) Nev. Lv 4697			
1297	4.49	10.01	1297	Ar Battle Mountain Nev. Lv 4514			9.50
1339	4.49	10.01	1339	Ar Golconda (Hot Spgs. Range north) Nev. Lv 4391			
1356	6.05	11.27	1356	Ar Winnemucca (Sonoma Range, so) Nev. Lv 4336			8.54
1389	6.52	8.18	1389	Ar Imlay (Star Peak Mount to west) Nev. Lv 4199		9.32	8.10
1428	7.40	11.27	1428	Ar Lovelock (Humboldt River to Wells) Nev. Lv 3982			7.17
1485	8.59	11.27	1485	Ar Hazen (U. S. Irrig proj. to south) Nev. Lv 4014			6.05
1497	8.59	11.27	1497	Ar Fernley Nev. Lv 4159			
1530	10.50	11.11	1530	Ar Reno Nev. Lv 4500	11.52	6.40	4.45
1530	10.50	11.11	1530	Ar Reno Nev. Lv 4500	11.52	6.40	4.45
1565	12.01	12.09	1565	Ar Truckee (To Lake Tahoe) Cal. Lv 5819	5.40	3.30	
1583	12.01	12.09	1583	Ar Soda Springs Cal. Lv 6752			
1607	2.55	11.27	1607	Ar Blue Canon (American Riv. Canyon) Nev. Lv 4693			
1629	3.38	11.27	1629	Ar Colfax Nev. Lv 2418	3.17	12.45	
1647	3.38	11.27	1647	Ar Auburn Nev. Lv 1360		12.01	
1652	3.38	11.27	1652	Ar Newcastle Nev. Lv 960			
1655	3.38	11.27	1655	Ar Penryn Nev. Lv 628			
1658	3.38	11.27	1658	Ar Loomis Nev. Lv 402			
1665	3.38	11.27	1665	Ar Roseville Nev. Lv 162	2.17	11.25	
1683	4.30	3.39	1683	Ar Sacramento (State Capital) Cal. Lv 35	7.18	1.40	10.40
1696	5.25	4.15	1696	Ar Davis Cal. Lv 52			9.54
1743	6.40	11.27	1743	Ar Martinez (Carquinez Straits) Cal. Lv 14			8.45
1749	6.58	5.28	1749	Ar Crockett (Benicia Vallejo) Cal. Lv 14		12.17	8.30
1762	7.28	K 5.49	1762	Ar Richmond Cal. Lv 14		11.56	8.06
1765	7.46	6.01	1765	Ar Berkeley Cal. Lv 18	5.45	11.47	7.54
1769	7.58	6.12	1769	Ar Oakland (16 St.) San Francisco Cal. Lv 10	5.37	11.38	7.44
1771	8.05	6.20	1771	Ar Oakland Pier San Francisco Cal. Lv 14	5.30	11.30	7.35
1775	8.50	6.50	1775	Ar San Francisco (P.S.T.) Cal. Lv 6	5.00	11.00	7.00

### Footnotes for Page 28

- (f) Stops only on signal.
- Via Borie Cut-off; not via Cheyenne.
- A See tables 24 and 30 for service between St. Louis, Kansas City, Denver and Cheyenne.
- B Stops to let off paying passengers from Ogden and beyond; also to take for Reno and beyond.
- D Stops to let off paying passengers from Reno and beyond; also pick up for Ogden and beyond.
- K Stops to let off paying passengers from Ogden or beyond.
- O Stops to let off paying passengers from points beyond Ogden; also to take for Colfax or beyond.
- U Stops to take paying passengers for points beyond Ogden; also to let off from Colfax or beyond.
- ⊕ See table 31 for service between Ogden and Salt Lake City.
- ▲ No local passengers carried between San Francisco and San Jose.
- ⊞ Leaves and arrives from Market Street station.
- Leaves and arrives from Third Street station.
- (C.S.T.) Central standard time.
- (M.S.T.) Mountain standard time.
- (P.S.T.) Pacific standard time.
- ◆ Mileage shown of mile posts is from Council Bluffs. See last paragraph under General Information, page 2.

### Rail—Auto Travel Plan

Ask your Ticket Agent for information and about arrangements. You can . . .

### RENT A NEW CAR

at your train destination:

This plan makes it easy for you to have a car ready for your convenience when you reach the end of your train journey.

### DRIV-UR-SELF RENTAL STATIONS

are located in many cities in the United States and Canada.

Ask your Railroad Ticket Agent about the plan.

## San Francisco, Sacramento and Los Angeles (Via Southern Pacific)

Via Valley Line				(California Daylight Saving Time)				Via Coast Line						
60 Daily	58 Daily	56 Daily	54-52 Daily	Table No. <b>15</b>	51-53 Daily	57 Daily	59 Daily	55 Daily	Table No. <b>16</b>	71 Daily	99 Daily	97 Daily	69 Daily	75-77 Daily
6.30	10.00	8.00	Lv San Francisco Cal. Ar 8.30	8.30	8.50	7.20	7.20	9.00	Lv San Francisco Cal. Ar 9.30	6.00	9.55	8.45	9.00	9.00
7.09	10.38	8.32	Lv Oakland (16th St.) " " Ar 7.51	7.51	8.07	6.35	6.35	10.03	Lv San Jose " " Ar 8.10	5.03	8.58	7.18	7.4	7.4
8.14	11.46	9.25	Lv Martinez " " Ar 6.52	6.48	6.17	6.17	6.17	8.00	Lv San Francisco " " Ar 8.42	6.10	9.05	9.05	9.05	9.05
7.45	10.00	8.35	Lv Sacramento " " Ar 7.30	7.30	8.30	8.30	8.30	9.50	Lv San Jose (First St.) " " Ar 8.45	5.05	7.47	7.47	7.47	7.47
9.12	10.00	10.00	Lv Stockton " " Ar 6.10	6.10	6.53	6.53	6.53	10.12	Lv San Jose " " Ar 8.15	4.58	8.56	6.58	7.2	7.2
9.35	1.35	10.20	Lv Tracy " " Ar 5.55	5.40	3.15	3.15	3.15	11.25	Lv Watsonville Jct. " " Ar 9.35	6.40	7.58	5.50	6.2	6.2
12.23	2.50	11.09	Lv Modesto " " Ar 5.15	6.14	1.45	1.45	1.45	11.55	Lv Salinas " " Ar 10.06	5.55	3.37	7.35	5.15	5.15
3.05	3.10	9.40	Lv Fresno " " Ar 3.28	2.55	4.00	10.30	10.30	3.11	Lv San Luis Obispo " " Ar 1.30	5.14	4.10	1.20	2.00	2.00
8.45	9.10	6.00	Lv Bakersfield " " Ar 1.16	11.45	1.15	4.50	4.50	5.58	Lv Santa Barbara " " Ar 5.00	7.30	8.10	3.37	10.55	11.4
			Lv Los Angeles Cal. Lv 8.25	5.50	7.30	8.30	8.30	9.00	Lv Los Angeles Cal. Lv 6.00	8.15	12.15	7.55	9.0	9.0

For equipment, see pages 8 to 13, inclusive.

# Between Chicago, Omaha and Denver

WESTBOUND—Read Down				EASTBOUND—Read Up			
Columbine 15	Stream-liner City of Denver 111	MILES	Table No. 17 The Overland Route All Trains Daily				
			Elev-ation	Stream-liner City of Denver 112	Columbine-16		
(Central Standard Time)							
	5.00	0 Lv	Chicago (C. & N. W.) Ill.	Ar 590	9.35	7.30	
	12.17	485 Ar	Council Bluffs Iowa	Lv 983	1.55	8.55	
	12.30	488 Ar	Omaha Neb.	Lv 1033	1.45	8.30	
UNION PACIFIC							
	8.00	0 Lv	Omaha Neb.	Ar 1033	1.35	6.50	
f 8.26	22	Lv	Waterloo { Elkhorn River }	Lv 1126		f 6.12	
8.32	25	"	Valley { Elkhorn River }	" 1140		6.07	
8.55	37	"	Fremont	" 1197	N.	5.52	
	44	"	Ames	" 1231		f 5.41	
f 9.11	52	"	North Bend	" 1275		f 5.33	
f 9.25	66	"	Schuyler	" 1350		5.16	
f 9.50	82	"	Columbus (Loup River)	" 1447	12.23	4.58	
f 10.01	89	"	Duncan	" 1494		f 4.38	
f 10.12	100	"	Silver Creek	" 1548		f 4.28	
f 10.23	111	"	Clarks (Grand Poudre Vil.)	" 1622		f 4.16	
10.35	122	"	Central City	" 1701		4.05	
	132	"	Chapman	" 1766		L.	
	144	"	Grand Island	" 1864	11.54	3.40	
11.10	152	"	Alda	" 1916		L.	
f 11.18	160	"	Wood River	" 1966		f 3.05	
f 11.26	173	"	Shelton	" 2019		f 2.57	
f 11.33	173	"	Gibbon	" 2061		f 2.50	
f 11.39	173	"	Gibbon	" 2149	10.59	2.35	
12.05	186	"	Kearney (State Normal)	" 2222		L.	
f 12.15	190	"	Odessa (School)	" 2265		f 2.15	
f 12.21	202	"	Elm Creek	" 2318		f 2.05	
f 12.29	211	"	Overton (Indian Fights 1867)	" 2389		f 1.83	
12.43	222	"	Lexington	" 2487		1.35	
1.00	236	"	Cozad	" 2563		1.20	
1.13	246	"	Gothenburg	" 2651		f 1.05	
f 1.26	259	"	Brady Island	" 2711		f 12.56	
f 1.35	268	"	Maxwell (Old Ft. McPherson)	" 2802	9.50	12.40	
f 1.50	281	Ar	North Platte (North Platte River)	Lv 2802	9.50	12.40	
Set watch back one hour	1.00	3.40	North Platte (North Platte River)	Ar 2802	8.47	11.30	Set watch ahead one hour
A.	288	Lv	Birdwood	Lv 2851		L.	
A.	294	"	Hershey	" 2903		L.	
A.	298	"	O'Fallons (South Platte River)	" 2938		L.	
f 1.26	301	"	Sutherland	" 2959		f 11.00	
A.	305	"	Dexter	" 2996		L.	
f 1.39	313	"	Paxton	" 3056		f 10.45	
f 1.51	325	"	Roscoe	" 3166		f 10.31	
f 2.03	332	"	Ogallala	" 3213		10.24	
f 2.13	341	"	Brule	" 3288		f 10.13	
A.	346	"	Megeath	" 3329		L.	
f 2.24	351	"	Big Springs	" 3369		f 10.03	
A.	357	"	Barton	" 3415		L.	
2.40	363	Ar	Julesburg	Lv 3467	7.42	9.50	
2.45	B.	363	Julesburg 1, 2	Ar 3467	7.42	9.45	
f 2.56	370	"	Ovid	Lv 3531		9.25	
f 3.07	377	"	Sedgwick	" 3589		9.15	
f 3.17	385	"	Red Lion	" 3655		f 9.05	
f 3.26	393	"	Crook	" 3714		8.55	
f 3.36	401	"	Proctor	" 3786		f 8.44	
f 3.46	408	"	Iliff	" 3841		8.35	
4.15	5.37	420	Sterling (Sugar Factory)	" 3939	6.57	8.18	
f 4.25	427	"	Atwood (Summit Spgs.)	" 3993		f 7.58	
f 4.35	433	"	Merino (Irrigated farms)	" 4042		f 7.50	
f 4.41	439	"	Messex	" 4090		f 7.41	
f 4.47	444	"	Union	" 4129		f 7.35	
f 4.55	450	"	Snyder	" 4180		f 7.28	
f 5.12	461	"	Ft. Morgan	" 4276		f 7.11	
f 5.26	472	"	Weldona	" 4351		f 6.56	
f 5.33	477	"	Goodrich	" 4383		f 6.49	
f 5.38	480	"	Orchard	" 4411		f 6.44	
f 5.47	487	"	Masters	" 4458		f 6.35	
f 6.01	497	"	Hardin	" 4534		f 6.22	
f 6.11	506	"	Kersey	" 4621		f 6.12	
6.20	513	Ar	La Salle 18, 30	Lv 4681	5.43	6.02	
K.	K.	Ar	Greeley (Greeley State College)	Lv 4648	K.	K.	
6.30	7.00	513	La Salle	Lv 4681	5.40	5.55	
		518	Peckham	Lv 4723			
		520	Gilcrest	" 4752			
		525	Platteville	" 4817			
		530	Ione	" 4858			
		534	Lupton (Ft. Lupton)	" 4906		S.	
		541	Brighton 30	" 4979		S.	
		546	Henderson	" 5036			
		548	Hazeltine	" 5076			
		552	Dupont	" 5121			
		560	Denver 18, 24, 30	Lv 5188	5.00	5.05	
E 9.45	E 9.45	Lv	Denver	Ar	E 12.50	E 12.50	E 12.50
E 12.40	E 12.40	Ar	Estes Park	Lv	E 9.15	E 9.15	E 9.15

# Denver—La Salle—Ft. Collins

9-211 Daily	Table No. 18 (Mountain Standard Time)		212-334 Daily	15 Daily
* 8.00	0	Lv	Denver Colo.	Ar 1150 7.55
	14	"	East Lake	Lv 11.04
	18	"	Darlow	"
	22	"	St. Vrain	Ar 10.48 f 7.10
	26	"	Frederick	Lv 10.37 f 7.04
	28	"	Firestone	"
	30	"	Harney	"
	35	"	Gowanda	"
T 8.51	51	Ar	La Salle 17.30	Lv 9.45 6.30
9.30	Lv	La Salle	Ar 4.35	
9.43	"	Dent	Ar 4.20	
f 9.48	44	"	Milliken	Lv 4.15
f 9.55	50	"	Koenig	" f 4.04
f 10.00	52	"	Kelim	" f 4.00
f 10.06	56	"	Boyd Lake	" f 3.51
f 10.10	59	"	Redmond	" f 3.46
f 10.15	62	"	Harmony	" f 3.40
1030	68	Ar	Fort Collins	Lv 3.30
E.	Lv	Fort Collins	Ar E.	
E.	Ar	Estes Park	Lv E.	

## Footnotes for Page 29

- \* Daily. (f) Stops only on signal. [M] Mixed passenger train.
- C & N W No. 14, local from Omaha to Chicago.
- A Stops to take on paying passengers for scheduled stops in Colorado.
- B Stops to take on paying passengers for Denver.
- E Regular service only during Park summer season.
- K Yellow Cab Co., between La Salle and Greeley meets all trains. Arrange in advance with La Salle agent.
- L Stops to let off paying passengers from stations in Colorado.
- N Stops to let off paying passengers from Denver; also to take paying passengers for Chicago.
- S Stops to take paying passengers for east of La Salle.
- T Stops to take or let off paying passengers (reservations required either in Pullman car or coach).
- ◆ Mileage shown on mile posts is from Council Bluffs. For explanation see General Information, page 2.
- Time from 12:01 midnight to 12:00 noon is in light face type.
- Time from 12:01 noon to 12:00 midnight shown in heavy face type.
- Where no time shown, trains do not stop, except as indicated by reference marks.

## Do You Know About Our Prepaid Ticket Order Plan?

- We have a plan whereby you may purchase, at your railroad station, an order for railroad service, to be used by a member of your family, or any other person you may designate, at some distant station.
- This service offers a particularly safe and convenient way of providing tickets and other railroad service to students returning home at holiday and vacation time.
- These prepaid orders may include railroad tickets, sleeping and parlor car tickets, and cash for meals and other incidentals. Your railroad agent will handle them for you—by telegraph if necessary—and they will be delivered without service charge to any person you may specify, in the United States or Canada.

## UNION PACIFIC RAILROAD

For equipment, see page 15.

## Between Chicago, Omaha and Spokane, Portland, Tacoma and Seattle

WESTBOUND—Read Down				Table No. 20 The Overland Route See Tables Nos. 1 and 2 for complete schedules between Omaha and Green River		EASTBOUND—Read Up			
Pacific-Portland Rose 21-17 Daily	L. A. Ltd. Idahoan 1-3-11 Daily	Stream-liner 105 Daily	MILES	Station	Elevation	Stream-liner 106 Daily	Idahoan-Utahn 12-4 Daily	Portland-Rose-Pacific 18-22 Daily	
8.10	12.01	6.00	0	Lv Chicago (C.&N.W.) (C.S.T.) Ill.	590	11.50	7.30	8.15	
8.00	9.00	2.10	488	Ar Omaha Neb.	1033	3.35	8.30	8.45	
9.15	9.30		0	Lv Minneapolis (C.&N.W.) (CT) Minn.	918		8.15	8.20	
9.55	10.10		11	Lv St. Paul " "	703		7.40	7.45	
7.45	8.35		377	Ar Omaha Neb.	1033		9.00	10.25	
8.30	9.25	2.20	0	Lv Omaha (Union Pacific) Neb.	1033	3.25	6.30	7.50	
6.15	6.05	8.43	507	Ar Cheyenne (M.S.T.) Wyo.	6060	7.35	5.35	7.55	
Y4.00	Y4.00			Lv St. Louis (Wabash) (C.S.T.) Mo.	480		Y1.00	Y7.30	
11.30	9.30		0	Lv Kansas City (Union Pacific) " "	748		7.45	11.50	
5.10	8.00		640	Lv Denver (M.S.T.) Colo.	5188		7.40	8.10	
□	Y10.20		746	Ar Cheyenne Wyo.	6060		Y5.30	□	
6.25	10.45	8.53	507	Lv Cheyenne Wyo.	6060	7.25	4.50	7.30	
1.50	5.25	2.10	814	Ar Green River " "	6083	2.10	10.20	12.25	
3.15	6.00	2.20	814	Lv " " " "	6083	2.00	9.50	11.15	
f 3.55			844	" Granger 1, 2. " "	6271		f 9.13	E.	
4.25			869	" Opal. " "	6669		f 8.45	E.	
5.00	7.24	f 3.28	884	" Kemmerer (Coal Mines) " "	6913	f 12.47	8.26	9.50	
f 5.21			895	" Fossil (Prehistoric animal remains) " "	6638		f 8.03	E.	
L.			900	" Nugget. " "	6525		L.	E.	
L.			916	" Beckwith. " "	6201		L.	E.	
6.10	8.16		928	" Cokeville. " "	6191		f 7.24	8.48	
6.32			942	" Pegram (Bear Lake to south) Idaho	6036		f 7.07	E.	
L.			952	" Dingle (Bear Lake Valley) " "	6372		L.	E.	
7.10	9.05	4.45	959	" Montpelier (To Bear Lake) " "	5942	11.30	6.45	8.10	
L.			971	" Georgetown. " "	5906		L.	E.	
7.53	f 9.42		990	" Soda Springs (Mineral Springs) " "	5779		5.54	7.14	
8.03			996	" Alexander (Bear River) " "	5733		L.	7.00	
8.20	f 10.03		1001	" Talmage. " "	5587		L.	E.	
L.			1006	" Bancroft (Gentle Valley) " "	5423		5.30	f 6.44	
L.			1015	" Pebble (Portneuf River) " "	6278		L.	E.	
8.45	f 10.27		1022	" Blaser. " "	6148		L.	E.	
L.			1024	" Lava Hot Springs (Mineral Springs and Sanitarium) " "	6072	5.06	f 6.15	E.	
L.			1029	" Topaz. " "	4929		L.	E.	
9.05			1036	" McCammon 36 " "	4752		4.50	E.	
L.			1041	" Onyx. " "	4614		L.	E.	
f 9.21			1046	" Inkum (Bannock Range to South) " "	4525		L.	E.	
9.45	11.15	6.30	1058	Ar Pocatello 36 (Portneuf River) Wyo.	4463	9.40	4.20	5.30	
			0	Lv Pocatello " "	4463		* 7.40		
	* 7.30		158	Ar W. Yellowstone 36,39 Mont.	6665		* 7.30		
49 Daily	* 7.30		0	Lv W. Yellowstone " "	6665		* 7.30	50 Daily	
	* 1.40		158	Ar Pocatello Idaho	4463				
8.00	11.55	5.45	0	Lv Salt Lake City 36 Utah	4251		9.45	10.15	8.00
1.10	5.05	11.00	170	Ar Pocatello Idaho	4463		4.30	5.35	3.15
3.30	10.15	11.40	0	Lv Pocatello (Portneuf River) " "	4463	9.30	3.55	5.05	11.25
4.06	10.49	12.11	1074	" Bannock. Falls in Snake " "	4417		T.	T.	
f 4.26	Z.		1083	" American Falls (River Dam, and Irrigation Proj.) " "	4337		3.20	f 4.29	10.35
4.50	11.35	12.50	1100	" Wapi. To Twin Falls and Shoshone Falls " "	4401		T.	T.	f 10.05
Ar	Z.		1117	" Minidoka 60. " "	4282	f 8.34	2.42	3.50	9.40
Runs to Buhl	Z.		1133	" Kimama. " "	4272		L.	T.	
	Z.		1158	" Dietrich. " "	4080		L.	T.	
	12.35	1.42	8.18	1166	Ar Shoshone 64, 65. " "	3970	7.50	1.42	2.50
			0	Lv Shoshone " "	3970	7.45	1.30	2.45	See Table 60
	12.45	1.55	0	Lv Sun Valley (Ketchum) " "	5816	5.15	11.00	12.15	
	3.15	4.25	69	Ar Shoshone " "	3970	8.00	4.25	5.30	
	10.00	11.00	0	Lv Sun Valley (Ketchum) " "	5816	10.30	4.25	5.30	
	12.30	1.30	69	Ar Shoshone " "	3970	8.00	1.55	3.00	
12.35	1.42	8.18	1166	Lv Shoshone " "	3970	7.50	1.42	2.50	
12.56	2.04		1182	" Gooding (Wood River) " "	3576		1.20	2.25	
1.14			1195	" Bliss 61. " "	3265		T.	T.	
Z.			1211	" King Hill. " "	2532		T.	T.	
1.50	3.00	9.10	1218	Ar Glenns Ferry " "	2562	8.55	12.30	1.35	
2.00	3.10	9.10	1218	Lv Glenns Ferry (Snake River) " "	2562	6.55	12.20	1.25	
Z.			1227	" Hammett. " "	2544		T.	T.	
Z.			1236	" Reverse. " "	3089		T.	T.	
2.42	3.53		1246	" Mountain Home. " "	3148		11.37	12.47	
Z.			1267	Lv Orchard " "	3157		T.	T.	
3.35	4.45	10.30	1293	Ar Boise (Capital of Idaho) " "	2692	5.45	10.35	11.50	
3.45	4.55	10.30	1293	Lv Boise " "	2692	5.45	10.25	11.45	
f 3.56	5.11		1301	" Meridian. " "	2605		T.	T.	
4.15	5.35	f 10.53	1312	Lv Nampa 66. " "	2489	f 5.14	9.55	11.20	
4.25	5.50	f 10.53	1312	Lv Nampa " "	2489	f 5.14	9.45	11.10	
4.40	6.05	f 11.03	1321	" Caldwell 68 (Boiss River) " "	2375	f 5.01	9.30	10.55	
4.50			1328	" Notus. " "	2326		T.	T.	
5.00			1335	" Parma. Ida. " "	2231		T.	T.	
5.10	6.31	f 11.23	1344	" Nyssa 69 (Snake River) Ore.	2186	f 4.39	9.02	f 10.32	
Z.			1347	" Arcadia. " "	2178		□	f 10.22	
5.28	6.45	f 11.34	1354	" Ontario 70 (Snake River) " "	2160	f 4.26	8.47	10.05	
5.38	6.55	f 11.40	1358	" Payette 71. Idaho	2154	f 4.18	8.37	f 9.55	
5.55	7.13	f 11.52	1371	" Weiser. " "	2121	f 4.04	8.22	9.38	
Z.			1385	" Olds Ferry (Snake River) " "	2085		T.	T.	
6.35	7.50	12.20	1394	Ar Huntington (M.S.T.) Ore.	2116	3.35	7.50	9.05	

### Footnotes for Pages 30 and 31

- ♦ Motor bus. This service is provided passengers arriving or departing Shoshone and holding through rail tickets to and from Ketchum and room reservations at Sun Valley.
- \* Through sleeping car daily to and from West Yellowstone during park summer season.
- Connecting Sleeping Car service to and from West Yellowstone during park summer season.
- © C & NW 14, local from Omaha to Chicago.
- Runs via Borie Cut-off, not via Cheyenne.
- \* Daily.
- (f) Stops only on signal.
- † Daily except Sunday.
- A Stops to let off paying passengers from Tacoma and beyond; also to take on for Vancouver and beyond.
- B Stops to let off paying passengers from Portland or beyond; also to take for Pocatello or beyond.
- D Stops to take paying passengers for Tacoma or beyond, and to let off from Portland or beyond.
- E Stops to take on paying passengers for Cheyenne and beyond; also to let off from Pendleton and beyond.
- H Stops to take on paying passengers for Umatilla and beyond.
- J No. 407 stops at East Olympia to let off paying passengers for Olympia that come from Portland or beyond. Bus to Olympia will be operated when passengers are reported.
- K Stops to take paying passengers for Vancouver and south and to let off from points north of Seattle.
- L Stops to take on or let off paying passengers.
- M Stops to let off paying passengers from Wallula and beyond.
- N Stops to let off paying passengers from Pocatello or beyond.
- O Stops to take on paying passengers for Pocatello or beyond.
- P Stops to take paying passengers for Seattle and beyond, and to let off from Tacoma and beyond.
- R Stops to take paying passengers for Tacoma and beyond.
- T Stops to take paying passengers for Ogden, Cheyenne or beyond; also to let off from Pendleton and beyond.
- U Stops to let off paying passengers from Vancouver and beyond, and to take for Tacoma and Seattle.
- V Stops to let off paying passengers from Portland and beyond on Tuesdays only.

(Continued on next page)

## Between Chicago, Omaha and Spokane, Portland, Tacoma and Seattle

WESTBOUND—Read Down					EASTBOUND—Read Up					
Table No. 20 (Continued) The Overland Route (Pacific Standard Time)					Table No. 21 (Pacific Standard Time)					
	Portland Rose 17 Daily	Idahoan 11 Daily	Stream- liner 105 Daily	M I L E S		Eleva- tion	Stream- liner 106 Daily	Idahoan 12 Daily	Portland Rose 18 Daily	
	5.50	7.05	11.30	1394	Ar	2116	2.25	6.40	7.55	
	N.	N.	N.	1415	Lv	2657	O.	O.	O.	
	N.	N.	N.	1428	"	3746	O.	O.	O.	
	7.25	8.35	12.46	1442	"	3438	f 1.07	5.15	6.30	
	N.	f 8.48	N.	1452	"	3336	f 5.00	v O.	v O.	
	N.	f 9.00	N.	1462	"	3251	f 4.50	v O.	v O.	
	N.	N.	N.	1471	"	3449	O.	O.	O.	
	N.	N.	N.	1481	"	2718	O.	O.	v O.	
	N.	N.	N.	1485	"	2708	O.	O.	O.	
	9.00	10.05	1.46	1494	"	2788	11.59	4.00	5.10	
	N.	N.	N.	1513	"	4205	O.	O.	O.	
	N.	N.	N.	1519	"	3680	O.	O.	O.	
	N.	N.	N.	1536	"	2306	O.	O.	O.	
	N.	f 11.30	N.	1547	"	1749	O.	O.	O.	
	N.	N.	N.	1557	"	1414	O.	O.	O.	
	11.40	12.25	3.50	1568	Ar	1069	9.43	1.30	2.25	
	No. 66 Daily	5.30 7.40	↓	47	Ar	906	↑	9.45	No. 65 Daily	
				252	Ar	1895	↑	7.40		
	12.30	12.10	12.35	1568	Lv	1069	9.38	1.20	2.00	1.30
	N.	N.	N.	1572	"	974	O.	O.	O.	O.
	f 1.22	N.	N.	1592	"	641	B.	O.	O.	O.
	f 1.30	N.	N.	1595	"	593	B.	O.	O.	O.
	f 1.55	N.	N.	1604	"	459	O.	O.	O.	O.
	2.20	Via	Via	1610	Ar	296		Via	Via	f 12.29
Spokane 19 Daily	7.40	7.40	↓	185	Ar	1895	↑	7.40	Spokane 20 Daily	7.00
9.30	9.30	↓	1610	Lv	296		Cut-off	Cut-off	1.50	
2.20	Cut-off	Cut-off	1613	Lv	577		12.18	B.	↑	
↓	f 1.13	f 1.39	1620	"	252		O.	O.	↑	
M.	N.	N.	1636	"	239		O.	O.	↑	
3.29	2.20	2.25	1646	"	225		11.30	12.19	12.39	
M.	N.	N.	1654	"	217		O.	O.	↑	
M.	N.	N.	1674	"	174		O.	O.	↑	
M.	N.	N.	1680	"	170		O.	O.	↑	
M.	N.	N.	1687	"	159		O.	O.	↑	
4.50	3.50	3.45	1700	Ar	99	7.20	10.20	11.15	11.25	
5.00	4.00	3.50	1700	Lv	99	7.20	10.15	11.10	11.20	
M.	N.	N.	1715	"	99		O.	O.	↑	
5.40	4.40	4.27	1721	"	103	f 6.50	9.40	10.38	10.48	
M.	N.	N.	1734	"	97		O.	O.	↑	
M.	N.	N.	1741	"	101		O.	O.	↑	
M.	N.	N.	1745	"	51		f 9.04	O.	↑	
M.	N.	N.	1754	"	42		O.	O.	↑	
M.	N.	N.	1757	"	43		O.	O.	↑	
M.	N.	N.	1761	"	43		O.	O.	↑	
M.	N.	N.	1768	"	51		f 8.36	O.	↑	
7.30	6.30	6.15	1784	Ar	29	5.30	8.10	9.10	9.20	

**Footnotes for Pages 30 and 31**  
(Continued from page 30)

X Stops to let off paying passengers from Tacoma or beyond; also to take for Portland or beyond.

Y For service between St. Louis, Kansas City, Denver and Cheyenne, see tables 24 and 30.

Z Stops to let off paying passengers from Ogden, Cheyenne, and beyond; also to take for Pendleton and beyond.

① Stops to let off paying passengers from Vancouver and beyond and to take on for points beyond Seattle.

② Stops to take paying passengers for south of Tacoma.

③ Via North Puyallup.

④ Via Puyallup.

⑤ Stops to take on paying passengers for Portland and beyond.

⑥ Stops to let off paying passengers from Pendleton or beyond.

■ Trains 407, 408, 457 and 458 carry passengers to and from East Olympia and Portland and Seattle. Bus service is only between East Olympia and Olympia, and operates daily to and from U. P. station at Olympia. Bus will handle only hand baggage for passengers.

▲ Union Pacific rail tickets to or from certain stations (consul agent) are honored on Grays Harbor lines buses operating over public highway only through towns where time is shown.

### Between Portland, Tacoma and Seattle

All tickets over these lines are interchangeable and will be good on any train.

Table No. 20 (Continued) Pacific Standard Time					Table No. 21 (Pacific Standard Time)					
NP 401 Daily	GN 459 Daily	NP 407 Daily	UP 457 Daily	Miles		Eleva- tion	GN 460 Daily	NP 408 Daily	UP 458 Daily	NP 402 Daily
11.30	4.30	12.01	8.30	0.0	Lv	29	1.50	4.35	8.45	6.45
11.57	4.55	12.22	8.58	8.7	Lv	47	1.15	4.08	8.14	6.10
12.18			f 9.16	23.0	Lv	39	12.56			5.31
12.30			f 9.25	28.4	"	32	12.48			5.16
12.49			9.39	37.5	"	21	12.35			4.55
1.22	5.40	1.05	9.56	47.7	"	29	12.20	3.24	7.30	4.35
1.40			10.10	52.6	"	59	12.02			4.05
f 1.54			10.25	67.2	"	142	11.44			3.47
2.07	U.		10.35	73.7	"	306	11.33		A.	3.36
f 2.21			10.43	80.0	"	441	11.21			3.25
2.43	6.27	D.	10.58	87.1	"	189	11.08	x	6.37	3.05
2.55	6.37	2.00	11.05	90.8	Ar	188	10.55	2.30	6.28	2.53
3.10	6.37	2.00	11.10	90.8	Lv	188	10.50	2.30	6.23	2.33
f 3.20			f 11.21	98.1	Ar	285	10.39			f 2.23
3.32			11.26	101.8	Ar	288				2.15
↓	↓		11.40	109.8	Ar	219		2.03	5.59	f 1.51
		2.50	12.10	8.1	Ar	13	↑	1.30	5.25	↑
			11.10	8.1	Lv	13	↑	2.30	6.30	↑
f 4.10	f 7.15	J.	11.40	109.8	Lv	219	f 10.11	2.03	5.59	f 1.38
4.25			120.3		Lv	85	10.10			1.00
5.00	7.50	3.11	12.10	129.1	Lv	15	9.35	1.19	5.10	1.00
5.20	8.00	3.15	12.35	144.7	Ar	13	9.25	1.15	5.00	12.40
5.40	⊙	⊙	12.45	144.7	Lv	50	9.09		⊙	12.20
5.48	⊙	⊙	1.01	152.6	"	56		⊙	K.	⊙
6.01	⊙	P.	154.4		"	72	9.04		K.	f 12.12
6.13	⊙	P.	161.5		"	73	8.54		K.	12.02
6.45	9.00	4.10	166.5		"	43	⊙		K.	R.
			183.4		Ar	15	8.20	12.25	4.00	11.30
			183.4		Ar	15	8.20	12.25	4.00	11.30

### Portland—Chehalis—Centralia—Hoquiam

Table No. 21 (Pacific Standard Time)					Motor Bus -460 Daily	Motor Bus -408 Daily	Motor Bus -402 Daily			
459- Motor Bus Daily	457- Motor Bus Daily	401- Motor Bus Daily	Mls.							
4.30	8.30	11.30	0	Lv	Portland	Ore.	Ar	1.50	4.35	6.45
8.30	1.30	9.30	0	"	Chehalis	Wash.	Lv	9.00	1.00	8.00
8.45	1.45	9.45	4	"	Centralia	"	"	8.45	12.45	7.45
			9	"	Galvin	"	"	↑	↑	↑
			16	"	Helsing Jct.	"	"	↑	↑	↑
			18	"	Independence	"	"	↑	↑	↑
			35	"	Saginaw	"	"	↑	↑	↑
			37	"	South Elma	"	"	↑	↑	↑
			48	Ar	Montesano	"	"	7.35	11.35	6.35
			49	"	Melbourne	"	"	↑	↑	↑
			56	"	Cosmopolis	"	"	7.15	11.15	6.15
			59	"	Aberdeen	"	"	↑	↑	↑
10.15	3.15	11.30	63	Ar	Hoquiam	"	Lv	7.00	11.00	6.00

### Portland—Seattle—Tacoma—Olympia

Table No. 22 (Pacific Time)					Bus- 458	Bus- 408
407- Bus	457- Bus					
12.01	8.30	Lv	Portland	Ar	8.45	4.35
J.	11.40	Ar	East Olympia	Lv	5.59	2.03
2.25	11.45	Lv	East Olympia	Ar	5.50	1.55
2.50	12.10	Ar	Olympia	Lv	5.25	1.30

Table No. 22 (Pacific Time)					Bus- 457	423 NP
422 NP	408- Bus	458- Bus				
7.45	12.25	4.00	Lv	Seattle	Ar	2.00
9.25	1.19	5.10	Lv	Tacoma	Ar	12.35
2.03	5.59	6.42	Ar	East Olympia	Lv	11.40
2.05	6.05	6.30	Lv	East Olympia	Ar	11.35
2.30	6.30	6.30	Ar	Olympia	Lv	11.10

For equipment, see pages 10, 11, 14 and 18. For explanation of reference marks, see page 30.

Between St. Louis, Kansas City, Topeka, Salina and Denver

Main table containing train schedules for Westbound and Eastbound routes. Includes columns for Motor, Passenger, Pony Express, Stream-liner, Miles, and various station names like St. Louis, Kansas City, Topeka, Salina, and Denver. Tables 24, 25, 26, 27, and 28 are also referenced.

For equipment see pages 12 to 18, inclusive. For explanation of reference marks see, page 33.

## Between Denver, Cheyenne and Salt Lake City

WESTBOUND—Read Down					M I L E S	Table No. 30 The Overland Route (Mountain Standard Time)	Ele- va- tion	EASTBOUND—Read Up							
16 Daily	57 Daily	Portl'd Rose 17 Daily	Pony Express 37 Daily	City of St. Louis 9-3 Daily		City of St. Louis 4-10 Daily	Pony Express 38 Daily	Portl'd Rose 18 Daily	38- 22-52 Daily	Mixed 334 Daily	15 Daily				
	5.05	7.00	5.10	5.20	8.00	0 Lv	Denver 17, 18, 24	Ar	6188	7.40	7.45	8.10	10.45	11.50	7.55
		f 7.23				14 "	Henderson	Lv	5035				f 10.17	Via Dent	
	M.	7.30				19 "	Brighton 17	"	4979				10.11	See Table	
	M.	f 7.39				26 "	Lupton	"	4906				f 9.50	18	
		f 7.52				35 "	Platteville	"	4817				f 9.44		
		f 7.59				40 "	Gilcrest	"	4752				f 9.38	9.45	6.30
	5.55	8.10	6.01	6.07	H.	46 "	La Salle 17, 18	"	4681				f 9.29	v.	
	Ar	f 8.15				48 "	Evans	"	4649				f 9.24	9.05	
	Runs to Omaha See Table 17	f 8.57	6.10	6.17	9.01	52 "	Greeley 17	"	4648	6.29	6.19	6.39	f 9.16	v.	
		f 8.43				56 "	Lucerna	"	4747				f 9.10	8.32	
		f 8.48				59 "	Eaton	"	4831				f 8.57	8.25	
		f 8.54				63 "	Ault	"	4935				f 8.52	v.	
		f 9.00				67 "	Pierce	"	5032				f 8.48	v.	
		f 9.06				72 "	Nunn	"	5188				f 8.29	7.47	
		f 9.23				86 "	Carr	"	5702				f 8.12	7.19	
		f 9.43				98 Lv	Speer	Wyo.	6361				f 8.00	7.00	
		10.05				106 Ar	Cheyenne 1, 2	(Capital of Wyo)	6060	5.30					
						106 Lv	Cheyenne	(Fi. Warren)	8060	4.50				7.30	
						115 "	Borie	"	6562						
			8.40	8.55	12.15	162 Ar	Laramie	"	7151	3.25	4.00	4.35	6.00		
			8.50	9.05	12.25	162 Lv	Laramie (Snowy Range to west)	"	7151	3.17	3.50	4.25	5.50		
			w.			202 "	Rock River (Oil fields 1 1/2 mi. sou)	"	6910			w.	w.		
			w.			219 "	Medicine Bow	"	6564			w.	w.		
			f 10.27			239 "	Hanna (Coal Mines)	"	6776			w.	w.		
			11.30	11.45	2.45	279 "	Rawlins (State Penitentiary)	"	6747	1.03	1.38	2.11	3.20		
			2.00	2.12	5.01	398 "	Rock Springs (Coal Mines)	"	6253	10.39	11.13	11.48	12.45		
			2.25	2.35	5.25	413 Ar	Green River (Picturesque Cliffs)	"	6083	10.20	10.55	11.30	12.25		
							See Note ☒								
			2.45	5.55	413 Lv	Green River	"	Ar	6083	10.00	10.45		11.45		
			4.55	7.55	513 "	Evanston	"	Lv	6745	8.01	8.51		9.25		
			6.35	9.45	589 Ar	Ogden	"	Lv	4298	6.05	6.50		7.15		
							See Note ⬆								
			7.15	10.10	589 Lv	Ogden	"	Ar	4298	5.40	6.15		6.15		
			8.10	11.00	625 Ar	Salt Lake City	"	Lv	4251	4.50	5.20		5.20		
							See Note ☉								

Distance between Denver and Salt Lake City via Borie is 613 miles; via Cheyenne is 625 miles.

## Between Ogden and Salt Lake City

										M I L E S	Table No. 31 (Mountain Time)	4 Daily	38 Daily	31 Daily	29 Daily	33 Daily		
			3 Daily	34 Daily	32 Daily	37 Daily	30 Daily			0 Lv	Ogden 1, 2, 36	Utah	Ar	5.40	6.15	6.55	9.05	12.55
			10.10	9.15	8.20	7.15	7.00			6 R.	Roy	"	Lv	f 6.40				x.
				f 9.32	8.40					10 R.	Clearfield	"	"	f 6.33			8.57	x.
				f 9.37	8.50					15 R.	Layton	"	"	f 6.26				x.
				f 9.40	8.55					17 R.	Kaysville	"	"	f 6.19				x.
					9.03					21 R.	Farmington	"	"	f 6.11				x.
										26 R.	Centerville	"	"					x.
				f 9.53	9.18					28 R.	Woods Cross	"	"	f 6.02	f 8.16			x.
				f 9.57	9.25					31 R.	North Salt Lake	"	"	f 5.57				x.
			11.00	10.15	9.45	8.10	8.00	36 Ar	Ar	36 Ar	Salt Lake 1, 2	"	Lv	4.50	5.20	5.45	8.00	11.55

Mixed 226		Table No. 32 (Mountain Time)		Mixed 225	
Mls.					
† 7.00	0 Lv	Ogden	Utah	Ar	† 6.00
8.30	40 Ar	Echo	"	Lv	3.45
9.00	40 Lv	Echo	"	Ar	3.10
9.30	45 "	Coalville	"	Lv	2.45
f 10.05	53 "	Wanship	"	Ar	2.10
† 11.15	68 Ar	Park City	"	Lv	1.00

Laramie — Coalmont Via L. N. P. & W. R. R. Co.			
Table No. 33 (Mountain Time)		Table No. 34 (Mountain Time)	
1	2	201 Mixed	202 Mixed
8.00 Lv	Laramie	Ar	01150
9.00 f	Milbrook	Lv	11.35
9.37 f	Centennial	"	11.55
f 10.32	Albany	"	12.20
12.30 f	Fox Park	"	12.45
f 3.03	Northgate	"	f 1.00
3.40	Walden	"	f 1.06
4.55 Ar	Coalmont	Lv	f 1.12
			f 1.40
			2.00

Saratoga & Encampment Valley R. R. Co.			
Table No. 34 (Mountain Time)		Table No. 34 (Mountain Time)	
201 Mixed	Mls.	202 Mixed	Mls.
0 Lv	Walcott 1, 2	Ar	01030
7 "	Meads	"	10.10
12 "	Overland	"	f 9.53
21 "	Fish Hatchery	"	f 9.28
24 "	Saratoga	"	9.18
28 "	Dahlstrom	"	f 9.00
30 "	Davis	"	f 8.52
32 "	Days	"	f 8.46
40 Ar	Canyon	"	f 8.17
44 Ar	Encampment	Lv	8.00

### Footnotes for Pages 32 and 33

- NOTE ☐ — See table 20 for detail schedules to Pacific Northwest.
- NOTE ⬆ — See table 14 for detail schedules to San Francisco.
- NOTE ☉ — See table 3 for detail schedules to Los Angeles.
- ⊕ Via Borie cut-off; not via Cheyenne.
  - \* Daily. † Daily except Sunday.
  - (f) Stops on signal. □ Mixed train.
  - ▲ Monday, Wednesday and Friday only.
  - Tuesday, Thursday and Saturday only.
  - Local freight; limited space, hand baggage only; caboose for passengers.
  - Local freight; carries combination coach-baggage car for passengers.
  - ⊙ Mountain Time on the main line but trains to or from Oakley on the Colby branch line use Central Time.
  - A Stops to take paying passengers for Denver and beyond.
  - B Stops to let off paying passengers from Denver and beyond.
  - D Stops to let off paying passengers from Kansas City and beyond, and from Topeka; also to take for Denver and beyond.
  - E Stops to take on or let off paying passengers.
  - H Will stop to take or let off paying passengers holding coach or sleeping car reservations.
  - K Stops to let off paying passengers from Denver and beyond; also to take for Topeka, and for Kansas City and beyond.
  - L Stops to take paying passengers for Denver and beyond; also to let off from St. Louis.
  - M Stops to take on paying passengers for east of La Salle.
  - N Stops to let off paying passengers from Kansas City or beyond; also to take for Denver or beyond.
  - O Stops to let off paying passengers from Denver or beyond; also to take for Kansas City or beyond.
  - P Stops to let off paying passengers for points on the Solomon-Beloit branch; also to take for Denver and beyond.
  - R Stops to let off paying passengers from north of Pocatello.
  - S Stops to let off paying passengers from Denver and beyond; also to pick up for St. Louis.
  - T Stops to let off paying passengers from Denver and beyond; also to take for Salina and east thereof where train stops.
  - V Stops to let off paying passengers from Cheyenne and beyond.
  - W Conditional stop; see tables 1 and 2.
  - X Stops to take on paying passengers for beyond Pocatello.

For equipment, see pages 12 to 18, inclusive.





Union Pacific Branch Lines

Omaha—North Platte—So. Torrington

Table 42 Central Time. Columns: Motor Bus, Mixed 97, Mixed 93, Mls., Table No. 42, Mixed 94, Mixed 98. Rows include Mountain Time, No. Platte, O'Fallons, Sarben, Keystone, Martin, Lemoyne, Wellen, Oshkosh, Lisco, Broadwater, Northport, So. Bayard, McGrew, Melbeta, Gering, Haig, So. Mitchell, So. Morrill, Lyman Neb., Huntley Wyo., Yoder, Yoder Wyo., Veteran, Cottier, So. Torrington, Yoder Wyo., Goodland, Creighton, Hawk Springs, Duroc, Lagrange, Tremaine, Albin, Lindbergh, Egbert, Cheyenne, Denver Colorado.

Omaha—Columbus—Norfolk

Table 45 Central Time. Columns: Motor Bus, Mixed 321, Mls., Table No. 45, Mixed 312, Motor Bus. Rows include Omaha, Columbus, Oconee, Platte Center, Tarnov, Humphrey, Madison, Enola, Norfolk.

Omaha—Columbus—Spalding

Table 46 Central Time. Columns: Mixed 521, Mixed 79, Mls., Table No. 46, Motor 522, Mixed 80. Rows include Omaha, Columbus, Oconee, Monroe, Genoa, Fullerton, Belgrade, Cedar Rapids, Primrose, Spalding.

Omaha—Grand Island—Loup City—Pleasanton

Table 47 Central Time. Columns: Mixed 283, Mls., Table No. 47, Mixed 284. Rows include Omaha, Grand Island, St. Paul, Dannebrog, Boelus, Boelus, So. Ravenna, Poole, Pleasanton.

Omaha—Columbus—Albion

Table 48 Central Time. Columns: Mixed 81, Mls., Table No. 48, Mixed 82. Rows include Omaha, Columbus, Oconee, Monroe, Genoa, St. Edward, Boone, Albion.

Omaha—Grand Island—Ord

Table 49 Central Time. Columns: Mixed 83, Mls., Table No. 49, Mixed 84. Rows include Omaha, Grand Island, St. Libory, St. Paul, Elba, Cotesfield, Scotia, North Loup, Ord.

Lawrence—Leavenworth

Table 50 Central Time. Columns: Mixed Fht. 172, Mls., Table No. 50, Mixed Fht. 171. Rows include Lawrence, Tonganoxie, Lansing, Cochrane, Leavenworth.

Kansas City—Topeka—Marysville

Table 52 Central Time. Columns: Mixed Fht. 187, Motor 537 Daily, Mls., Table No. 52, Motor 538 Daily, Mixed Fht. 188. Rows include Kansas City, Muncie, Edwardsville, Bonner Springs, Linwood, Lawrence, Topeka, Menoken, Grove, Della, Emmett, Aikens, Onaga, Duluth, Lillis, Sullivan, Frankfort, Winifred, Carden, Marysville.

St. Joseph—Marysville—Grand Island

Table 53 Central Time. Columns: Motor 543 Daily, Mls., Table No. 53, Motor 544 Daily. Rows include St. Joseph, Elwood, Wathena, Blair, Troy, Severeance, Leona, Robinson, Hiawatha, Hamlin, Morrill, Sabetha, Oneida, Seneca, Baileyville, Axtell, Summit, Beattie, Home, Marysville, Herkimer, Bremen, Hanover, Hollenberg, Steele City, Endicott, Fairbury, Alexandria, Belvidere, Carleton, Davenport, Edgar, Fairfield, Glenvil, Hastings, Hansen, Doniphan, Grand Island.

Manhattan—Marysville

Table 54 Central Time. Columns: Mixed Fht. 173, Mls., Table No. 54, Mixed Fht. 174. Rows include Manhattan, Stockdale, Garrison, Randolph, Cleburne, Irving, Blue Rapids, Marysville.

Omaha—Kearney—Stapleton

Table 43 Central Time. Columns: Mixed 95, Motor 519, Motor 517, Mls., Table No. 43, Motor 518, Mixed 96. Rows include Omaha, Kearney, Riverdale, Amherst, Miller, Sumner, Eddyville, Lomax, Oconto, Lodi, Callaway, Finchville, Arnold, Logan, Hoagland, Gandy, Stapleton.

Grand Island—Stromsburg—Lincoln

Table 44 Central Time. Columns: Mixed 76, Motor 548 Daily, Mls., Table No. 44, Motor 547 Daily, Mixed 75. Rows include Gr. Island, Central City, Heber, Hordville, Polk, Stromsburg, Osceola, Shelby, Rising City, David City, Brainard, Valparaiso, Valparaiso, Agnew, Raymond, Lincoln.

\* Daily. § Sunday only. ¶ Daily except Monday. † Daily except Sunday. I Daily except Saturday and Sunday. E Tuesdays, Thursdays, and Saturdays only. K Sundays, Wednesdays and Fridays only. H Mondays, Wednesdays and Fridays only. Local freight with caboose; hand baggage only.



Union Pacific Branch Lines

Portland and Spokane Short Line

Table 74 (Pacific Time) showing train schedules between Portland and Spokane with columns for 66 Daily, 20 Daily, Mls., 19 Daily, and 65 Daily.

Portland — Lewiston — Stites — Grangeville

Table 77 (Pacific Time) showing train schedules between Portland, Lewiston, Stites, and Grangeville with columns for 20-66-74 Daily, Mls., and 343-323-73-65-19 Daily.

Spokane — Tekoa — Wallace

Table 79 (Pacific Time) showing train schedules between Spokane, Tekoa, and Wallace with columns for 67 Daily, Mls., and 68 Daily.

Pendleton — Wallula — Walla Walla

Table 75 (Pacific Time) showing train schedules between Pendleton, Wallula, and Walla Walla with columns for 66-63 Daily, Mls., and 64-65 Daily.

Portland — Lewiston — Pullman — Moscow

Table 76 (Pacific Time) showing train schedules between Portland, Lewiston, Pullman, and Moscow with columns for 20-62 Daily, 66 Daily, Mls., 65 Daily, and 19-61 Daily.

Portland — Wallula — Yakima

Table 78 (Pacific Time) showing train schedules between Portland, Wallula, and Yakima with columns for Motor Bus, 20-66-64 Daily, Mls., 63-65-19 Daily, and Motor Bus.

Pendleton — Walla Walla — Dayton

Table 80 (Pacific Time) showing train schedules between Pendleton, Walla Walla, and Dayton with columns for 366 Freight, Mls., and 365 Freight.

Footnotes for Page 37

- \* Daily. † Daily except Sunday.
[] Meals. (f) Stops only on signal.
■ Local freight; caboose for passengers.
A Stops to let off paying passengers from Wallula or beyond.
B Buses run via these stations only when there are passengers to or from Walla Walla or beyond.
C Stops to let off paying passengers from points west of Ayer.
E Stops to let off paying passengers from Pendleton or beyond.
H Stops to take on paying passengers for east of Umatilla.
K Bus station is at Prosser.
T Bus station is at East Parker.
N Stops to take on paying passengers for west of Umatilla; also to let off paying passengers from Wallula or beyond.
V Train will stop for paying passengers.
■ Motor Bus operating over public highway. See General Information, page 2, for optional rail-motor bus ticketing arrangement.
Time from 12:01 midnight to 12:00 noon shown in light face type.
Time from 12:01 noon to 12:00 midnight shown in heavy face type.
Figures opposite junction points refer to tables showing diverging trains.

## Connecting Bus Service

### Portland — Pendleton — Spokane

Table No. 84 (Pacific Time)				Motor Bus Daily	Motor Bus Daily	Motor Bus Daily	Motor Bus Daily	
11.59	7.00	3.00	0	Lv Portland... Ore. Ar	11.55	8.30	5.25	5.25
7.02	2.32	10.32	225	Ar Pendleton... " Lv	4.25	1.00	10.15	10.15
9.00	5.00	4.15	0	Lv Pendleton... " Ar	2.20	12.40	9.30	9.05
9.25	6.25	4.40	13	Lv Adams... " Lv	1.59	12.13	9.03	8.39
9.34	5.34	4.49	18	" Athena... " "	1.49	12.03	8.53	8.29
9.41	5.41	4.56	22	" Weston... " "	1.42	11.56	8.46	8.22
9.59	5.59	5.14	37	" Milton... " "	1.23	11.37	8.27	8.03
10.07	6.07	5.22	39	Lv Freewater... " Ar	1.15	11.29	8.19	7.55
10.32	6.32	5.47	47	Ar Walla Walla Wash. " "	12.52	11.06	7.56	7.32
11.01	7.01	6.17	57	Lv Dixie... " Lv	12.22	10.38	7.26	7.02
11.59	7.44	6.53	92	Lv Dayton... " Ar	11.14	10.00	6.50	5.56
12.33	8.18	7.28	101	Ar Dodge Jet... " Lv	10.38	9.22	5.42	5.20
↓	↓	7.28	101	Lv Dodge Jet... " Ar	↑	9.22	5.42	↑
↓	↓	7.51	114	Lv Pomeroy... " Lv	↑	8.59	5.19	↑
↓	↓	8.45	144	Ar Clarkston... Wash. " "	↑	8.05	4.25	↑
↓	↓	8.50	146	Ar Lewiston... Ida. Lv	↑	8.00	4.20	↑
12.33	8.18		110	Lv Dodge Jet... Wash. Ar	10.38			5.20
1.20	9.05		129	" Dusty... " " "	9.47			4.29
3.03	10.53		148	Ar Colfax... " Lv	9.18			4.00
1.54	9.44		146	Lv Colfax... Wash. Ar	9.08			3.53
2.41	10.31		174	Ar Rosalia... " Lv	8.21			3.06
3.03	10.53		189	" Spangle... " " "	7.58			2.43
3.35	11.25		207	Ar Spokane... Wash. Lv	7.30			2.15

### Spokane — Moscow — Lewiston

Table No. 85 (Pacific Time)				Motor Bus Daily	Motor Bus Daily	Motor Bus Daily	Motor Bus Daily	
8.00	5.00	12.01	0	Lv Spokane... Wash. Ar	11.20	3.00	6.40	9.50
8.32	5.32	12.32	18	Lv Spangle... " Lv	10.48	2.28	6.18	9.16
8.45	5.45	12.45	26	" Plaza... " " "	10.37	2.15	5.55	9.03
9.01	6.01	1.01	33	Ar Rosalia... " "	10.21	1.59	5.39	8.47
9.01	↓	1.01	33	Lv Rosalia... " Ar	↑	1.59	↑	8.47
9.50	↓	1.50	61	Ar Colfax... " Lv	↑	1.10	↑	7.58
9.55	↓	2.00	61	Lv Colfax... " Ar	↑	1.03	↑	7.53
10.26	↓	2.30	78	Ar Pullman... " "	12.32	↑	↑	7.22
↓	6.01	↓	33	Lv Rosalia... " Ar	10.21	↑	5.39	↑
↓	6.20	↓	45	" Oakesdale... " Lv	10.02	↑	5.22	↑
↓	6.42	↓	57	" Garfield... " Lv	9.40	↑	5.00	↑
↓	6.59	↓	66	" Palouse... " " "	9.23	↑	4.43	↑
↓	7.27	↓	81	Ar Pullman... " Lv	8.55	↑	4.15	↑
10.31	7.30	2.35	81	Lv Pullman... Wash. Ar	↑	12.28	4.15	7.17
10.48	7.47	2.50	91	Ar Moscow... Ida. Lv	↑	12.11	3.58	7.00
↓	7.27	2.30	81	Lv Pullman... Wash. Ar	8.52	12.32	↑	7.22
↓	7.54	2.57	95	Ar Colton... " Lv	8.25	12.05	↑	6.55
↓	7.59	3.02	98	" Uniontown... " " "	8.20	12.01	↑	6.50
11.59	8.34	3.37	113	Ar Lewiston... Ida. Lv	7.45	11.25	2.45	6.15

### Fremont — Lincoln

○	○	▲	■	Lv	Ar	○	○		
7.45	3.00	6.35	10.30	Lv Fremont... Neb. Ar	Ar	9.15	5.45	7.25	12.40
8.25	3.40	7.20	11.15	" Wahoo... " Lv	Lv	8.30	5.00	6.40	12.00
8.55	4.05	7.40	11.40	" Ceresco... " " "	"	8.10	4.40	6.20	11.42
9.25	4.40	8.20	12.15	Ar Lincoln... " Lv	Lv	7.30	4.00	5.45	11.10

### Columbus — Lincoln

■	Lv	Ar	■
8.00	Lv Columbus... Neb. Ar	Ar	7.50
8.30	" Schuyler... " Lv	Lv	7.20
9.10	" David City... " " "	"	6.50
9.55	" Seward... " " "	"	6.00
10.40	Ar Lincoln... " Lv	Lv	5.15

### Grand Island — Hastings

Via Yellow Diamond Lines

9.30	6.40	4.37	2.10	8.00	Lv	Ar	7.50	11.55	3.55	6.20	8.25
9.30	6.40	4.37	2.10	8.00	Lv Grand Island... Neb. Ar	Ar	7.50	11.55	3.55	6.20	8.25
9.45	6.55	5.00	2.30	8.25	" Doniphan... " Lv	Lv	7.30	11.25	3.25	5.55	7.55
10.05	7.10	5.15	2.45	8.35	" Hanson Corner... " " "	"	7.15	11.15	3.15	5.45	7.40
10.20	7.25	5.25	3.00	8.50	Ar Hastings... " Lv	Lv	7.00	11.00	3.05	5.30	7.30

### Las Vegas — Tonopah

Via Las Vegas-Tonopah-Reno Stage Line

8.00	8.30	8.15	8.00
8.00	8.30	8.15	8.00
12.45	1.25	Ar Las Vegas... Nev. Ar	3.05
		Lv Tonopah... Nev. Lv	3.15

### Footnotes for Page 38

- (■) Via Capitol Stages. (\*) Via Interstate Transit Lines. (○) Via Elkhorn Valley Stages.
- (●) Via Pacific Trailways.
- (M. T.) Mountain Time. (P. T.) Pacific Time.
- Arrives and leaves Shaniko Jct., not Shaniko.

## A CHICAGO SERVICE

### FOR PEOPLE WHO TRANSFER BETWEEN STATIONS



The Parmelee coupon on your through railroad ticket entitles you to a truly helpful service without additional charge. The "Parmelee Man" at your incoming station arranges for transfer of your luggage to your

outgoing station, and a new, luxurious Parmelee Limousine takes you either to your outgoing station or any hotel or other downtown destination.

Any Ticket Agent will tell you about

**PARMELEE SERVICE**

● On this Parmelee transfer plan passengers holding through tickets that require a change of stations in Chicago can relieve themselves of the worry of transferring their hand baggage. The only cost is the usual parcel checking fee, 15 cents for each bag or parcel.

*This arrangement applies only when there is at least a 3-hour interval between actual arrival of train in Chicago and scheduled departure time from outbound station.*



Connections at Denver

Table with columns for train numbers (19, 15, 5, 1, 2, 6, 16, 20, 27-7, 101-10, 141-14, 21-1, 2-22, 13-130, 16-28-9-90, 8-28) and destinations (Denver, Colorado Springs, Pueblo, Canon City, Salida, Leadville, Glenwood Sprgs., Grand Junction, Mack, Thompson, Green River, Price, Colton, Provo, Salt Lake City, Ogden, Denver, Colorado Springs, Pueblo, Oklahoma City, Ft. Worth, Dallas, Denver, Rollinsville, Granby, Sulphur Springs, Yampa, Steamboat Springs, Hayden, Craig).

Connections at Spokane and Butte

Table with columns for train numbers (16, 18, 17, 15, 236-4, 3-235, 16, 34, 36, 18, 15, 17, 33, 35, 3, 1, 2, 4) and destinations (Spokane, Missoula, Butte, The Milwaukee Road, Great Northern, N. P., S. L.-C. P. E., B. A. & P., Butte, Three Forks, Lombard, Harlowton, Melstone, Forsyth, Miles City, Terry, Marmarth).

Connections at Los Angeles

Table with columns for train numbers (78, 76, 74, 72, 70, 71, 73, 75, 77, 79) and destinations (Los Angeles, Fullerton, Anaheim, Orange, Santa Ana, Oceanside, Del Mar, San Diego, Los Angeles, Silver Bow, Durant, Anaconda).

Connections at Seattle

Table with columns for train numbers (358, 360, 359, 355) and destinations (Seattle, Everett, Bellingham, New Westminster, Vancouver, C. P. S. S., P. S. N. Co.). Includes a note: NOTE:—24-hour service offering frequent trips between Seattle and Bremerton (Puget Sound Navy Yard).

Connections at Portland

See Page 19 for service north and south of Portland.

Table with columns for train numbers (21, 22) and destinations (Portland, Astoria, Seaside).

Connections at Salt Lake City

Table with columns for train numbers (1, 39, 40, 2) and destinations (Salt Lake City, Sacramento, Stockton, San Francisco).

The Seasoned Traveler Goes by Train

Footnotes for Pages 39 and 40

All trains daily except when otherwise indicated.
§ Sunday only.
Ⓜ Daily except Saturdays and Sundays.
Ⓞ Mondays, Wednesdays, and Fridays only.
Ⓟ Tuesdays, Thursdays, and Saturdays only.
† Stops on signal.

\* Daily. † Daily except Sunday.
R Conditional stop; consult agent.
□ Connecting service between Rio Grande Trailways.
♦ Connecting service via Bus.
▲ Arrives and departs from St. P. M. & O. Webster St. Station, Omaha. ■ Via Texas Motor Coaches.

Time from 12.01 midnight to 12.00 noon shown in light face type.

Time from 12.01 noon to 12.00 midnight shown in heavy face type.

ROUND TRIP RAIL FARES

Quoted by the Union Pacific Railroad September 8, 1948.

Charges shown do not include federal tax.

For information only and subject to change without notice.

Table with columns for 'TO' (FROM) and destinations: Los Angeles, San Diego, San Francisco, California; Portland, Oregon; Tacoma, Seattle, Washington; Spokane, Walla Walla, Washington; Lewiston, Idaho; Ogden, Salt Lake City, Utah; Cedar City, Utah; W. Yellowstone, Mont; Victor, Ida.; Sun Valley, Ketchum, Idaho; Denver, Colorado. Rows list various cities like Aberdeen, S. D.; Akron, Ohio; Albany, N. Y.; Ann Arbor, Mich.; Atlanta, Ga.; Baltimore, Md.; Binghamton, N. Y.; Birmingham, Ala.; Boston, Mass.; Buffalo, N. Y. Standard; Buffalo, N. Y. Differential; Canton, Ohio; Cedar Rapids, Ia.; Charleston, W. Va.; Charlotte, N. C.; Chattanooga, Tenn.; Chicago, Ill.; Cincinnati, Ohio; Cleveland, Ohio Standard; Cleveland, Ohio Differential; Clinton, Ia.; Columbus, Ohio; Columbia, S. C.; Dallas, Texas; Davenport, Ia.; Dayton, Ohio; Decatur, Ill.; Denver, Colo.; Des Moines, Ia.; Detroit, Mich.; Duluth, Minn.; Erie, Pa.; Evansville, Ind.; Flint, Mich.; Ft. Wayne, Ind.; Grand Rapids, Mich.; Greensboro, N. C.; Harrisburg, Pa.; Hartford, Conn.; Houston, Texas; Indianapolis, Ind.; Jackson, Miss.; Jacksonville, Fla.; Kansas City, Mo.; Knoxville, Tenn.; Lansing, Mich.; Lima, Ohio; Lincoln, Nebr.; Little Rock, Ark.; Louisville, Ky.; Madison, Wis.; Marshalltown, Ia.; Memphis, Tenn.; Miami, Fla.; Milwaukee, Wis.; Minneapolis, St. Paul, Minn.; Montgomery, Ala.; Montreal, Que.; Nashville, Tenn.; New Haven, Conn.; New Orleans, La.; New York, N. Y. Standard; New York, N. Y. Differential; Newark, N. J.; Norfolk, Va.; Oklahoma City, Okla.; Omaha, Nebr.; Oshkosh, Wis.; Peoria, Ill.; Philadelphia, Pa.; Pittsburgh, Pa.; Portland, Me.; Richmond, Va.; Rochester, Minn.; Rochester, N. Y.; Rockford, Ill.; Rutland, Vt.; St. Joseph, Mo.; St. Louis, Mo.; Saginaw, Mich.; San Antonio, Texas.; Savannah, Ga.; Scranton, Pa.; Sioux City, Ia.; Sioux Falls, S. D.; Tampa, Fla.; Toledo, Ohio; Toronto, Ont.; Trenton, N. J.; Tulsa, Okla.; Washington, D. C.; Wheeling, W. Va.; Winston Salem, N. C.; Youngstown, Ohio.

† From Minneapolis First Class fare 32 cents lower, Coach Class fare 25 cents lower. \* Applies to Los Angeles and San Diego. Fares to San Francisco slightly higher. \* Applies only to Portland. Fares to Tacoma or Seattle slightly higher. † From Minneapolis first class 15 cents higher, coach 5 cents higher. \* Applies one way via Omaha and one way via Northern Lines. \* Fare to Ogden slightly lower. \* Fare to Walla Walla slightly lower. \* To Spokane only. \* Via Chicago; via St. Louis fares slightly lower.



## PULLMAN SLEEPING CAR RATES

These rates are compiled from current Pullman Co. tariffs and published as a convenience for patrons. Effective September 1, 1948, and subject to charge without notice.

Rates between Points of Service Shown below. Charges Shown Do Not Include Federal Tax.

See Page 43 for Rates for Upper Berths, Drawing Rooms, Compartments, Bedrooms, Roomettes, etc., Based on Applicable Lower Berth

Chicago	St. Paul Minneapolis	Co. Bluffs Omaha	St. Louis	Kansas City	Denver	↔ BETWEEN ↔	Salt Lake City	Butte	Portland	Seattle Tacoma	Los Angeles	San Francisco
Double Lower Standard Berth	Double Lower Standard Berth	Double Lower Standard Berth	Double Lower Standard Berth	Double Lower Standard Berth	Double Lower Standard Berth	↔ AND ↔	Double Lower Standard Berth	Double Lower Standard Berth	Double Lower Standard Berth	Double Lower Standard Berth	Double Lower Standard Berth	Double Lower Standard Berth
\$15.25 8.65 12.85 *16.10 9.25	*\$15.50 10.65 *13.55 *16.10 8.65	\$12.00 12.00 10.05 *13.55 5.70	\$15.25 10.05 12.60 *16.10 9.25	\$12.60 12.00 10.65 *14.15 7.20	\$ 9.25 16.50 8.90 *10.10	Boise ..... Ida. Boston ..... Mass. Butte ..... Mont. Cedar City ..... Utah Cheyenne ..... Wyo.	\$ 4.10 19.65 4.80 3.50 5.70	\$ 5.35 ..... ..... * 8.30 7.50	\$ 5.35 25.15 7.50 *12.15 12.60	\$06.95 25.15 P 7.50 *13.55 12.60	\$*11.85 25.75 11.15 6.00 12.60	\$*11.85 25.75 11.15 6.00 12.60
..... 9.25 D12.60 4.10 14.45	3.50 8.65 D*13.55 5.05 13.95	4.10 5.70 D10.05 3.50 11.15	3.50 8.65 D12.60 3.50 14.45	4.10 5.70 D10.65 ..... 11.75	9.25 ..... D 7.20 5.70 8.35	Chicago ..... Ill. Denver ..... Colo. Idaho Falls ..... Ida. Kansas City ..... Mo. Ketchum (Sun Valley) ..... Ida.	12.60 6.60 3.50 10.65 3.80	12.85 8.90 3.50 10.65 4.45	18.25 12.85 7.50 15.75 6.60	18.25 12.85 8.90 15.75 M 8.35	18.25 13.40 9.50 15.75 10.65	18.25 13.40 9.50 15.75 10.65
16.05 16.05 18.25 15.25 3.50	15.75 *16.90 18.25 15.00 .....	13.40 13.40 15.75 12.25 3.50	16.05 *17.45 17.50 15.25 5.05	14.20 13.95 15.75 12.85 5.05	10.40 12.00 13.40 8.90 8.65	Las Vegas ..... Nev. Lewiston ..... Ida. Los Angeles ..... Cal. Lund ..... Utah Minneapolis ..... Minn.	4.80 7.75 7.75 3.50 12.60	8.65 ..... 11.15 6.95 *13.55	*13.45 3.80 L10.40 *12.15 *19.25	*14.85 ..... E11.75 *13.55 *19.25	3.80 *15.50 ..... 5.70 18.25	G* 7.90 H*11.00 L 4.10 G* 9.80 18.25
7.75 12.60 4.10 15.75 7.20	10.65 12.60 3.50 *16.90 10.05	11.15 10.05 ..... 13.40 10.65	9.25 12.60 4.10 15.25 8.65	11.15 10.65 3.50 13.95 10.65	15.75 6.60 5.70 10.65 15.25	New York ..... N. Y. Ogden ..... Utah Omaha-Council Bluffs ..... Pendleton ..... Ore. Philadelphia ..... Pa.	18.85 ..... 10.05 6.60 18.25	19.10 4.10 10.05 6.00 18.50	25.15 8.35 15.75 3.50 24.30	25.15 K10.05 15.75 N 4.80 24.30	25.15 7.75 15.75 *14.35 24.30	25.15 7.75 15.75 H*10.70 24.30
12.60 18.25 16.80 18.25 12.60	*13.55 *19.25 16.50 18.25 12.60	10.05 15.75 13.95 15.75 10.05	12.60 17.50 16.80 17.50 12.60	10.65 15.75 15.00 15.75 10.65	6.95 12.85 11.15 12.60 6.60	Pocatello ..... Ida. Portland ..... Ore. Reno ..... Nev. Sacramento ..... Cal. Salt Lake City ..... Utah	3.50 8.65 5.70 7.20 .....	3.50 7.50 9.25 10.65 4.80	7.20 ..... ..... L 6.95 8.65	8.65 3.50 ..... F 8.35 10.05	8.90 L10.40 ..... L 4.10 7.75	10.40 L 7.20 L 3.50 ..... 7.75
18.25 18.25 13.95 ..... 15.75	18.25 *19.25 13.95 ..... *16.90	15.75 15.75 10.65 ..... 13.40	17.50 17.50 13.95 ..... 15.25	15.75 15.75 11.15 ..... 13.95	13.40 12.85 7.75 5.70 12.00	San Francisco ..... Cal. Seattle ..... Wash. Shoshone ..... Ida. Sioux City ..... Ia. Spokane ..... Wash.	7.75 10.05 3.50 10.05 8.65	11.15 P 7.50 3.80 *13.55 P 4.10	L 7.20 3.50 6.60 15.75 4.10	C 8.65 ..... B 7.75 15.75 P 4.10	L 4.10 H11.75 10.05 15.75 A13.65	..... H 8.65 10.65 15.75 H10.65
3.50 3.50 14.45 18.25 12.60	5.05 ..... 13.95 *19.25 *13.55	4.10 3.50 11.15 15.75 10.05	..... 5.05 14.45 17.50 12.60	3.50 5.05 11.75 15.75 10.65	8.65 8.65 8.35 12.85 8.65	St. Louis ..... Mo. St. Paul ..... Minn. Sun Valley (Ketchum) ..... Ida. Tacoma ..... Wash. Victor ..... Ida.	*12.60 12.60 3.80 10.05 3.50	*12.60 *13.55 4.45 P 7.50 3.50	*17.50 19.25 6.60 3.50 8.90	*17.50 *19.25 M 8.35 ..... 8.90	*17.50 18.25 10.65 H11.15 10.40	*17.50 18.25 10.65 H 8.35 *11.25
15.75 7.20 D12.60	*16.90 10.05 *13.55	13.40 10.65 D10.05	15.25 7.75 D12.60	13.95 10.05 D10.65	11.50 14.45 D 8.65	Walla Walla ..... Wash. Washington ..... D. C. West Yellowstone ..... Mont.	7.20 18.25 3.50	* 9.20 18.50 3.50	3.50 24.30 8.90	* 7.00 24.30 8.90	*14.95 23.75 10.40	H*10.70 23.75 10.40

Lower Standard Berth Rate Between Las Vegas, Nevada and Cedar City, Utah, \$3.50

- |                                                                                                                                                                                                                                                                                                                                                                                                                               |                                                                                                                                                                                                                                                                                                                                                                                                                           |                                                                                                                                                                                                                                                                                                                                                                                                                             |
|-------------------------------------------------------------------------------------------------------------------------------------------------------------------------------------------------------------------------------------------------------------------------------------------------------------------------------------------------------------------------------------------------------------------------------|---------------------------------------------------------------------------------------------------------------------------------------------------------------------------------------------------------------------------------------------------------------------------------------------------------------------------------------------------------------------------------------------------------------------------|-----------------------------------------------------------------------------------------------------------------------------------------------------------------------------------------------------------------------------------------------------------------------------------------------------------------------------------------------------------------------------------------------------------------------------|
| <p>(A) Via Salt Lake City.</p> <p>(B) From Tacoma, lower standard berth, \$7.50.</p> <p>(C) Via Southern Pacific Company and Portland. From Tacoma lower standard berth, \$8.35.</p> <p>(D) Also applies via Ogden. Where through car is operated via Salt Lake City charge for side trip Ogden to Salt Lake City and return with privilege of occupying car at Salt Lake City during one-half day's stop-over is \$1.15.</p> | <p>When change of cars is necessary and passengers transfer at Salt Lake City instead of Ogden there is no charge for the side trip.</p> <p>(E) Via Southern Pacific Company and Portland. From Tacoma, lower standard berth, \$11.15.</p> <p>(F) Via Southern Pacific Company and Portland. From Tacoma, lower standard berth, \$7.75.</p> <p>(G) Via Los Angeles.</p> <p>(H) Via Southern Pacific Co. and Portland.</p> | <p>(K) From Tacoma, lower standard berth, \$9.50.</p> <p>(L) Via Southern Pacific Co.</p> <p>(M) From Tacoma, lower standard berth, \$7.75.</p> <p>(N) From Tacoma, lower standard berth, \$4.10.</p> <p>(P) Via Direct Lines.</p> <p>(Q) From Tacoma, lower standard berth, \$6.60.</p> <p>* Berth rates to and from Cheyenne, Denver and west apply via Omaha or via Kansas City.</p> <p>* Made combination of fares.</p> |
|-------------------------------------------------------------------------------------------------------------------------------------------------------------------------------------------------------------------------------------------------------------------------------------------------------------------------------------------------------------------------------------------------------------------------------|---------------------------------------------------------------------------------------------------------------------------------------------------------------------------------------------------------------------------------------------------------------------------------------------------------------------------------------------------------------------------------------------------------------------------|-----------------------------------------------------------------------------------------------------------------------------------------------------------------------------------------------------------------------------------------------------------------------------------------------------------------------------------------------------------------------------------------------------------------------------|

Bedroom Rates: Bedrooms are available on most Union Pacific trains, including the Streamliner trains. See equipment pages 6 to 19 inclusive. Double bedrooms have upper and lower berths. Duplex-Single Bedrooms have only one berth. (See table on opposite page). When occupied by one person, only one rail ticket required.

Exclusive Space Occupancy by One Person: One and one-fourth railroad tickets must be purchased for exclusive use of drawing-room; one and one-tenth tickets for compartment. If Streamliner "City of Los Angeles" or "City of San Francisco" is used, one and one-tenth first class special service charge tickets are required for exclusive occupancy of a compartment, and one and one-fourth first class special service charge tickets for exclusive occupancy of a drawing-room. These tickets are in addition to the regular rail and Pullman tickets. Exception: Only one rail ticket is required for use of a compartment between Chicago, Ill., and Butte, Mont., or Pendleton, Ore., and points north and west thereof (also West Yellowstone, Mont., and Victor, Idaho).

### Union Pacific Motor Coach Service to and from East Los Angeles, Calif.

- The Union Pacific maintains a passenger station at East Los Angeles, from which it operates motor coaches direct to Glendale, Pasadena, San Pedro, Long Beach, Anaheim, Fullerton, La Habra, Whittier and intermediate points. See Tables 7, 8 and 9 on page 27 for local schedules of all motor coaches.
- Passengers ticketed for those places may leave train at East Los Angeles where waiting motor coaches will take them direct to destination without extra charge. Baggage too, can be checked through to any of those places. These motor coaches also deliver east-bound passengers to the East Los Angeles station.

### Table of Rates for Various Accommodations in Standard Pullman Sleeping Cars Effective June 1, 1948

(Charges shown do not include federal tax)

Where Lower Berth Rate is	Upper Berth Rate is	Roomette for one Person is	Duplex Single Room for one Person is	Bed Room for one Person is	Bed Room for two Persons is	Bed R'm Suite for two or more Persons is	Comp-artm't for one Person is	Comp-artm't for two Persons is	Drawing Room for one Person is	Drawing Room for two Persons is
3.50	2.60	4.85	5.50	6.65	7.70	13.30	7.90	9.60	10.50	13.30
3.80	2.90	5.30	6.10	7.20	8.35	14.40	8.55	10.90	11.40	14.40
4.10	3.10	5.75	6.60	7.80	9.00	15.60	9.25	11.55	12.30	15.60
4.45	3.40	6.20	7.10	8.45	9.80	16.90	10.00	12.85	13.35	16.90
4.80	3.60	6.65	7.55	9.10	10.55	18.20	10.80	13.45	14.40	18.20
5.05	3.85	7.15	8.05	9.60	11.10	19.20	11.35	14.15	15.15	19.20
5.35	4.10	7.50	8.60	10.15	11.75	20.30	12.05	15.40	16.05	20.30
5.70	4.30	7.95	9.10	10.85	12.55	21.70	12.85	16.00	17.10	21.70
6.00	4.60	8.40	9.60	11.40	13.20	22.80	13.50	17.25	18.00	22.80
6.25	4.80	8.80	10.05	11.90	13.75	23.80	14.05	17.85	18.75	23.80
6.60	5.00	9.20	10.50	12.55	14.50	25.10	14.85	18.40	19.80	25.10
6.95	5.25	9.65	11.00	13.20	15.30	26.40	15.85	19.60	20.85	26.40
7.20	5.45	10.05	11.50	13.70	15.85	27.40	16.20	20.20	21.60	27.40
7.50	5.70	10.45	12.00	14.25	16.50	28.50	16.90	21.40	22.50	28.50
7.75	5.90	10.85	12.45	14.75	17.05	29.50	17.45	21.90	23.25	29.50
8.10	6.10	11.25	12.80	15.40	17.80	30.80	18.25	22.50	24.30	30.80
8.35	6.35	11.75	13.35	15.85	18.35	31.70	18.80	23.70	25.05	31.70
8.65	6.55	12.10	13.80	16.45	19.05	32.90	19.45	24.20	25.95	32.90
8.90	6.80	12.50	14.30	16.90	19.60	33.80	20.05	25.40	26.70	33.80
9.25	7.00	12.95	14.75	17.60	20.35	35.20	20.80	26.05	27.75	35.20
9.50	7.20	13.35	15.20	18.05	20.90	36.10	21.40	26.55	28.50	36.10
9.80	7.45	13.70	15.70	18.60	21.55	37.20	22.05	27.75	29.40	37.20
10.05	7.65	14.15	16.10	19.10	22.10	38.20	22.60	28.30	30.15	38.20
10.40	7.90	14.50	16.60	19.75	22.90	39.50	23.40	29.45	31.20	39.50
10.65	8.10	14.85	17.00	20.25	23.45	40.50	23.95	29.95	31.95	40.50
10.95	8.30	15.30	17.45	20.80	24.10	41.60	24.65	30.50	32.85	41.60
11.15	8.55	15.65	17.90	21.20	24.55	42.40	25.10	31.65	33.45	42.40
11.50	8.70	16.05	18.35	21.85	25.30	43.70	25.90	32.15	34.50	43.70
11.75	8.95	16.45	18.75	22.35	25.85	44.70	26.45	33.30	35.25	44.70
12.00	9.15	16.80	19.20	22.80	26.40	45.60	27.00	33.80	36.00	45.60
12.25	9.35	17.15	19.60	23.30	26.95	46.60	27.55	34.30	36.75	46.60
12.60	9.55	17.60	20.10	23.95	27.70	47.90	28.35	35.45	37.80	47.90
12.85	9.75	17.95	20.50	24.40	28.25	48.80	28.90	36.00	38.55	48.80
13.10	10.00	18.35	21.00	24.90	28.80	49.80	29.50	37.15	39.30	49.80
13.40	10.20	18.75	21.35	25.45	29.50	50.90	30.15	37.65	40.20	50.90
13.65	10.35	19.10	21.80	25.95	30.05	51.90	30.70	38.20	40.95	51.90
13.95	10.60	19.50	22.25	26.50	30.70	53.00	31.40	39.30	41.85	53.00
14.20	10.80	19.85	22.65	27.00	31.25	54.00	31.95	39.75	42.60	54.00
14.45	11.00	20.25	23.15	27.45	31.80	54.90	32.50	40.85	43.35	54.90
14.75	11.20	20.65	23.55	28.05	32.45	56.10	33.20	41.40	44.25	56.10
15.00	11.40	20.95	23.90	28.50	33.00	57.00	33.75	41.85	45.00	57.00
15.25	11.60	21.30	24.35	29.00	33.55	58.00	34.30	42.95	45.75	58.00
15.50	11.80	21.75	24.75	29.45	34.10	58.90	34.90	43.45	46.50	58.90
15.75	12.00	22.05	25.25	29.95	34.65	59.90	35.45	44.55	47.25	59.90
16.05	12.20	22.40	25.65	30.50	35.30	61.00	36.10	45.00	48.15	61.00
16.25	12.35	22.80	26.00	30.90	35.75	61.80	36.55	45.50	48.75	61.80
16.50	12.60	23.15	26.45	31.35	36.30	62.70	37.15	46.55	49.50	62.70
16.80	12.75	23.45	26.80	31.90	36.95	63.80	37.80	47.00	50.40	63.80
17.05	13.00	23.85	27.25	32.40	37.50	64.80	38.35	48.10	51.15	64.80
17.25	13.15	24.20	27.65	32.80	37.95	65.60	38.80	48.60	51.75	65.60
17.50	13.35	24.55	28.05	33.25	38.50	66.50	39.40	49.05	52.50	66.50
17.70	13.45	24.70	28.25	33.65	38.95	67.30	39.85	49.70	53.10	67.30
17.95	13.65	25.10	28.70	34.10	39.50	68.20	40.40	50.30	53.85	68.20
18.25	13.90	25.55	29.15	34.70	40.15	69.40	41.05	51.45	54.75	69.40
18.50	14.10	25.95	29.60	35.15	40.70	70.30	41.65	52.00	55.50	70.30
18.85	14.30	26.30	30.05	35.80	41.45	71.60	42.40	52.60	56.55	71.60
19.10	14.55	26.75	30.55	36.30	42.00	72.60	43.00	53.75	57.30	72.60
19.40	14.75	27.15	31.00	36.85	42.70	73.70	43.65	54.30	58.20	73.70
19.65	15.00	27.50	31.50	37.35	43.25	74.70	44.20	55.45	58.95	74.70
20.00	15.20	27.95	31.90	38.00	44.00	76.00	45.00	56.05	60.00	76.00
23.75	18.05	33.20	37.90	45.15	52.25	90.30	53.45	66.45	71.25	90.30
24.30	18.50	34.00	38.85	46.15	53.45	92.30	54.70	68.15	72.90	92.30
25.15	19.15	35.20	40.25	47.80	55.35	95.60	56.60	70.50	75.45	95.60
25.75	19.60	36.05	41.15	48.95	56.65	97.90	57.95	72.25	77.25	97.90

## PULLMAN SEAT FARES

### Between Various Cities and to Western Park Gateways

(Charges Shown Do Not Include Federal Tax)

Salt Lake City — Lund	\$1.80
Lund — Las Vegas	1.60
Las Vegas — Los Angeles	2.35
Boise — Pocatello	1.70
Shoshone — Pocatello	.80
Shoshone — Salt Lake City	2.00
Portland — Tacoma	1.10
Portland — Seattle	1.45
Portland — Pendleton	1.70
Ogden — Salt Lake City	.80
Salt Lake City — Pocatello	1.30
Omaha — Grand Island	1.10
Omaha — North Platte	2.10
Omaha — Cheyenne	3.55
Denver — Cheyenne	.80
Denver — Laramie	1.15
Denver — North Platte	1.95
Denver — Sterling	1.00
Kansas City — Topeka	.80
Kansas City — Manhattan	.80
Kansas City — Salina	1.10

Special Service Charges on Streamliners "City of Los Angeles" and "City of San Francisco" in effect May 5, 1948. Subject to change without notice. (Charges shown do not include federal tax)

BETWEEN AND	Salt Lake City, Utah	Ogden, Utah	Evansville, Wyo.	Gr. River, Wyo.	Hawthorne, Wyo.	Laramie, Wyo.	Cheyenne, Wyo.	Sidney, Neb.	N. Platte, Neb.	G. Island, Neb.	O. Brien, Ia.	Chicago, Ill.	Sleeper	Coach
Salt Lake City, Utah	3.75	1.25	3.75	3.75	3.75	3.75	3.75	7.50	7.50	7.50	7.50	11.25	5.00	5.00
Ogden, Utah	1.25	3.75	3.75	3.75	3.75	3.75	3.75	7.50	7.50	7.50	7.50	11.25	5.00	5.00
Evansville, Wyo.	3.75	3.75	3.75	3.75	3.75	3.75	3.75	7.50	7.50	7.50	7.50	11.25	5.00	5.00
Gr. River, Wyo.	3.75	3.75	3.75	3.75	3.75	3.75	3.75	7.50	7.50	7.50	7.50	11.25	5.00	5.00
Hawthorne, Wyo.	3.75	3.75	3.75	3.75	3.75	3.75	3.75	7.50	7.50	7.50	7.50	11.25	5.00	5.00
Laramie, Wyo.	3.75	3.75	3.75	3.75	3.75	3.75	3.75	7.50	7.50	7.50	7.50	11.25	5.00	5.00
Cheyenne, Wyo.	3.75	3.75	3.75	3.75	3.75	3.75	3.75	7.50	7.50	7.50	7.50	11.25	5.00	5.00
Sidney, Neb.	7.50	7.50	7.50	7.50	7.50	7.50	7.50	7.50	7.50	7.50	7.50	11.25	5.00	5.00
N. Platte, Neb.	7.50	7.50	7.50	7.50	7.50	7.50	7.50	7.50	7.50	7.50	7.50	11.25	5.00	5.00
G. Island, Neb.	7.50	7.50	7.50	7.50	7.50	7.50	7.50	7.50	7.50	7.50	7.50	11.25	5.00	5.00
O. Brien, Ia.	7.50	7.50	7.50	7.50	7.50	7.50	7.50	7.50	7.50	7.50	7.50	11.25	5.00	5.00
Chicago, Ill.	11.25	11.25	11.25	11.25	11.25	11.25	11.25	11.25	11.25	11.25	11.25	11.25	5.00	5.00

## Don't Worry . . . Telegraph

If something comes up that requires your attention . . . Reservations — Appointments — Any Urgent Business Matters . . . telegrams will attend to all of them quickly, surely. The cost is low.

Western Union Telegraph Offices are maintained at all stations, enabling passengers to communicate conveniently at any time with home or business anywhere. Telegram blanks in Pullman cars.

The Union Pacific connects with Western Union — the telegraph system that serves everyone, everywhere.

## WESTERN UNION TELEGRAPH CO.

# TRAFFIC REPRESENTATIVES . . . UNION PACIFIC RAILROAD

ABERDEEN, WASH.—3 Union Passenger Station, K and River Sts.— Phone 1045 C. H. JACKA..... General Agent	NEW YORK 20, N.Y.—626 Fifth Ave., Suite 350, Rockefeller Center— H. L. LAUBY..... (Phone Circle 6-4900) Eastern Traffic Manager
ALHAMBRA, CALIF.—City Ticket Office, 121 W. Main St.— Phone Atlantic 18763 A. L. GETMAN..... (or Phone Cumberland 32624) Ticket Agent	C. H. SALTMARSH (Phone Circle 6-4900) General Agent, Passenger Department H. C. YERGER..... (Phone Circle 6-4908) General Agent, Freight Department
ASTORIA, ORE.—116 Twelfth Street— Phone 304 FLOYD C. FOSTER..... Traveling Freight and Passenger Agent	OAKLAND 12, CALIF.—215 Central Bank Bldg., 436 14th St. Phone Glencourt 1-8576 L. M. LAYNE..... General Agent
ATLANTA 3, GA.—1232 Healey Building— Phone Lamar 6261 F. S. SMITH..... General Agent	OGDEN, UTAH—City Ticket Office, Ben Lomond Hotel Bldg.— Phone 5533 J. F. BAKER..... General Agent
BEND, ORE.—112 Oregon Ave.— Phone 63 H. D. ATHON..... General Agent	OMAHA 2, NEBR.—City Ticket Office—Corner 15th & Dodge Streets— WALTER CONREY (Phone Jackson 5822) Gen'l Agent, Passenger Department W. W. JOHNS..... General Agent, Freight Department
BIRMINGHAM 3, ALA.—701 Brown-Marx Building— Phone 7-1837 J. E. PILON..... District Freight and Passenger Agent	City Ticket Office—1614 Farnam Street— Phone Jackson 5822 W. W. NEILL..... Ticket Agent
BOISE, IDAHO—City Ticket Office, Idaho Bldg., 212 No. 8th St.— Phone 414 KAY L. JOHNSON..... General Agent	PASADENA 1, CALIF.—Un. Pac. Station, 205 W. Colorado St.— Ph. Sycamore 2-4107 L. A. WIRGLER..... General Agent
BOSTON 8, MASS.—208 Old South Bldg., 294 Washington St.— M. W. COONERTY..... (Phone Hubbard 2-6350) General Agent	PHILADELPHIA 2, PA.—904 Girard Trust Bldg., Broad St. & So. Penn Sq.— MORTON MANN (Phone Rittenhouse 6-2170)..... General Agent
BREMERTON, WASH.—Consolidated Ticket Office, 228 First St.— Phone 722 S. S. HARVEY..... Ticket Agent	PITTSBURGH 22, PA.—1419 Oliver Bldg., Smithfield Street and Sixth Avenue— SAM REINHARDT (Phone Atlantic 0260)..... General Agent
BUTTE, MONT.—609 Metals Bank Bldg., 8 West Park Street— Phone 22389 J. D. FORD..... General Agent	POCATELLO, IDAHO—Union Pacific Passenger Station— Phone 268 W. L. HARDY..... Ticket Agent
Consolidated Ticket Office—2 North Main Street— Phone 3275 D. E. WILDER..... Ticket Agent	POMONA, CALIF.—Union Pacific Passenger Station— E. C. MALLON..... Passenger and Freight Traffic Agent
CHEYENNE, WYO.—City Ticket Office, 120 W. 16th St.— Phone 4421 C. E. ASTLER..... General Agent	PORTLAND 5, ORE.—751 Pittcock Block— Phone Broadway 7771 C. W. EVERS..... Traffic Manager
CHICAGO 3, ILL.—9 South LaSalle Street at Madison— Phone Randolph 6-0141 D. H. VOLTZ..... General Agent	J. C. CUMMING..... General Passenger Agent T. J. DOWD..... General Freight Agent DON SUTHERLAND..... General Agent, Freight Department
C. A. POLLOCK..... General Freight Agent M. R. BRYAN..... General Agent, Freight Department	City Ticket Office—701 S. W. Washington Street— Phone Broadway 7771 N. B. FALLAS..... General Agent, Passenger Department
City Ticket Office, 1 South LaSalle Street— JOHN C. POLLOCK..... (Phone Randolph 6-0141) General Passenger Agent	RENO, NEV.—25 Cladianos Bldg., 118 West 2nd St. Phone 4881 E. E. LARKIN..... General Agent
CINCINNATI 2, OHIO—303 Dixie Term. Bldg., 4th & Walnut Sts.— Phone Main 0144 F. B. SWOPE..... General Agent	RIVERSIDE, CALIF.—Union Pacific Pass. Station, 7th & Vine Sts.— Phone 226 J. L. BRECHIN..... General Agent
CLEVELAND 13, OHIO—1407 Terminal Tower, 50 Public Square— G. A. BROWN..... (Phone Main 3070) General Agent	ST. JOSEPH 2, MO.—City Ticket Office, 517 Francis Street— Phone 2-5485 F. F. ROBINSON..... General Freight and Passenger Agent
COUNCIL BLUFFS, IA.—Union Pacific Transfer Depot— Phone 6134 W. M. CALBOUN..... Freight and Passenger Agent	ST. LOUIS 1, MO.—1223 Ambassador Bldg., 411 North 7th St.— Phone Chestnut 7752 T. W. GURSKY..... General Agent
DALLAS 1, TEXAS—2108 Mercantile Bank Bldg.— Phone Riverside 1778 CARROLL M. BROWN..... General Agent	SACRAMENTO 14, CALIF.—217 Forum Bldg., 1107 Ninth St.— Phone 3-1025 F. A. FOX..... General Agent
DENVER 2, COLO.—City Ticket Office, 535 17th Street— Phone Keystone 4141 P. F. ECHELE..... Traffic Manager M. A. LIGHT..... General Freight Agent K. N. MIDDLEKAUFF..... General Agent, Passenger Department	SALINA, KANS.—Third and Ash Streets— Phone 397 J. M. BROWN..... General Agent
DES MOINES 9, IOWA—407 Equitable Bldg., 6th & Locust Sts.— Phone 3-0583 EUGENE R. FIELD..... General Agent	SALT LAKE CITY 1, UTAH—Union Pacific Bldg., 10 So. Main St.— Phone 3-1944 B. W. HANSON..... Traffic Manager A. G. BLOOM..... General Passenger Agent
DETROIT 26, MICH.—612 Book Building, 1219 Washington Boulevard— C. J. STEGEMAN (Phone Cadillac 7794)..... Traffic Manager	City Ticket Office—Hotel Utah, Main and So. Temple Streets— Phone 3-1544 W. J. THOMAS..... General Agent, Passenger Department H. G. PELLETIER..... General Agent, Freight Department
EAST LOS ANGELES, CALIF.—5454 Ferguson Drive— Phone Angelus 6509 J. J. WALKER..... Ticket Agent	SAN DIEGO 1, CALIF.—City Ticket Office, 320 Broadway— Phone Franklin 7241 H. G. LARIMER..... General Agent
EUGENE, ORE.—P. O. Box 431— Phone 1902W R. W. MCINTOSH..... Traveling Freight and Passenger Agent	SAN FRANCISCO 2, CALIF.—291 Geary Street— Phone Garfield 1-9030 H. A. LAWRENCE..... Traffic Manager GAYLORD F. ALLEN..... General Agent, Freight Department
FRESNO 1, CALIF.—207 Rowell Bldg., Tulare St. and Van Ness Ave.— Phone 4-6571 J. W. HASKELL..... General Agent	City Ticket Office—Geary at Powell Street— Phone Garfield 1-9030 H. W. HICKS..... General Passenger Agent
GERING, NEBR.—Union Pacific Station— Phone 35 S. C. CLARKE..... General Agent	SAN JOSE 7, CALIF.—206 1st Nat. Bk. Bldg., Santa Clara & 1st Sts.— Ph. Ballard 1634 E. A. COONS..... General Agent
GLENDALE 3, CALIF.—City Ticket Office, 404½ North Brand Boulevard— W. A. SHOOK (Phone Citrus 1-2174, or Chapman 5-1370)..... General Agent	SAN PEDRO, CALIF.—City Ticket Office, 805 So. Pacific Avenue— J. V. CONNETT..... (Phone Terminal 2-7531) General Agent
HOLLYWOOD 28, CALIF.—City Ticket Office, 6702 Hollywood Blvd.— V. J. SCHMITTROTTH (Ph. Hillside 0221) Gen'l Agt., Passenger Department	SANTA ANA, CALIF.—City Ticket Office, 305 North Main Street— WALTER DITTMER..... (Phone Kimberly 23979) General Agent
HUNTINGTON PARK, CALIF.—City Ticket Office, 7002 Pacific Blvd.— R. H. LUND..... (Phone Kimball 9281) Passenger Agent	SANTA MONICA, CALIF.—City Ticket Off., 307 Santa Monica Blvd.— Phone 51213 W. A. CHENEY..... General Agent
KANSAS CITY 6, MO.—200 Waldheim Bldg., 6 East Eleventh St.— Ph. Victor 6530 D. R. ALEXANDER..... General Freight and Passenger Agent L. G. STAHL..... General Agent, Freight Department	SEATTLE 4, WASH.—204 Union Sta., 4th Ave. & Jackson St.— Phone Elliott 6933 H. M. WEST..... Assistant Traffic Manager P. A. AULENBACHER..... General Agent, Freight Department
City Ticket Office—2 East Eleventh Street— E. E. SWANSON (Phone Victor 6530)..... General Agent, Passenger Department	City Ticket Office—1300 Fourth Avenue at University, Seattle 1— A. L. IVES (Phone Elliott 6933)..... General Agent, Passenger Department
LAS VEGAS, NEV.—Union Pacific Station— Phone 1120 R. A. BLONDE..... Special Representative	SIoux CITY 9, IOWA—405 Commerce Bldg., 520 Neb. St.— Phone 5-8328 J. F. TURRENTINE..... General Agent, Freight Department
LEWISTON, IDAHO—Room 7, Union Depot— Phone 1163 H. J. BERGER..... General Agent	SPOKANE 8, WASH.—City Ticket Office—727 Sprague Ave., Corner Post St.— J. R. LIVSEY..... (Phone Main 4121) General Agent
LINCOLN 8, NEBR.—City Ticket Office, 130 So. 13th St.— Phone 2-6517 A. H. GENGE..... General Agent	STOCKTON 6, CALIF.—207 California Bldg., 11 So. San Joaquin St.— Phone 2-8981 V. J. CHRISTENSEN..... District Freight and Passenger Agent
LONG BEACH 2, CALIF.—City Ticket Office, 144 Pine Avenue— Phone 7-2931 H. J. DeLACY..... General Agent	SUN VALLEY, IDAHO— W. H. WATSON..... Phone Hailey 215 Transportation Agent
LONGVIEW, WASH.— GUY L. ANDERSON, Freight Station, Phone 818—..... General Agent C. F. HEATH, Ticket Office, 1225 Broadway, Phone 815—..... Ticket Agent	TACOMA 2, WASH.—City Ticket Office, 114 So. Ninth St.— Phone Broadway 2275 B. P. COSTELLO..... General Agent
LOS ANGELES 14, CALIF.—Union Pacific Bldg., 422 W. 6th Street— W. T. PRICE (Phone Trinity 9211)..... Traffic Manager	TORONTO, ONT.—201-2 Canadian Pacific Bldg., 69 Yonge St.— Phone Elgin 7839 W. W. CREIGHTON..... General Agent
J. W. PADDEN..... Assistant Traffic Manager C. F. FARMER..... General Passenger Agent W. H. McCUNE..... General Freight Agent	TULSA 3, OKLA.—823 Kennedy Bldg., 321 South Boston St.— Phone 26859 L. B. BRADLEY..... General Agent
Union Pacific Building—608 So. Olive Street— Phone Trinity 9211 C. F. HALLSMAN..... General Agent, Passenger Department W. F. NASH—610 So. Olive Street—..... General Agent, Freight Department	WALLA WALLA, WASH.—1st Natl. Bank Bldg., 2nd & Alder Sts.— Phone 30 J. H. CUNNINGHAM..... General Agent
MEMPHIS 3, TENN.—1720 Sterick Bldg.—8 North Third St.— Phone 8-6220 W. B. MARKHAM..... District Freight and Passenger Agent	WASHINGTON 5, D. C.—600 Shoreham Bldg., 15th and H Sts., N. W.— HOWARD B. BLANCHARD (Phone Republic 0600) Washington Representative R. T. PAYNE..... General Agent
MILWAUKEE 3, WIS.—814 Warner Bldg., 212 W. Wisconsin Ave.— K. T. MINDEMANN..... (Phone Marquette 3-7833) General Agent	WINSTON-SALEM 3, N. C.—632 Reynolds Bldg., 4th and Main Sts.— Phone 2-4881 D. R. WALKER..... Traveling Freight and Passenger Agent
MINNEAPOLIS 2, MINN.—890 Northwestern Bank Bldg., 620 Marquette Ave.— EMIL W. MAU (Phone Main 2451)..... General Agent	YAKIMA, WASH.—Union Pacific Building, 104 W. Yakima Ave.— Phone 4181 V. E. BUCHANAN..... General Agent
NEW ORLEANS 12, LA.—504 Canal Bldg., 210 Baronne Street— D. V. RICKSON..... (Phone Canal 2274) General Agent	

**C. J. COLLINS**  
General Passenger Traffic Manager  
OMAHA 2, NEBR.

**A. J. SEITZ, Vice-President—Traffic**  
OMAHA 2, NEBRASKA

**W. T. BURNS**  
General Freight Traffic Manager  
OMAHA 2, NEBR.